


# Free & Forced Vibrations of SDoFs

~Dr. Mitesh Munгла

# What is Vibration?

Vibration is the motion of a particle or body which oscillates about a position of equilibrium. Most vibrations in machines and structures are undesirable due to increased stresses and energy losses.

## Vibration in Everyday Life

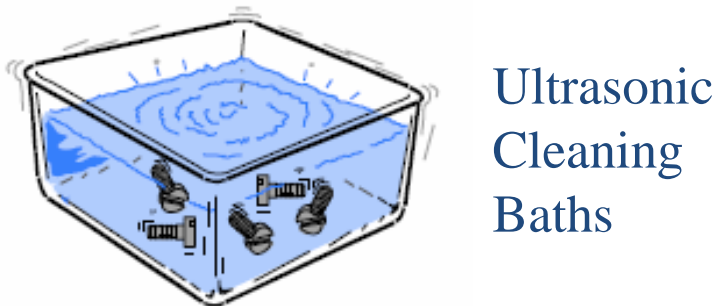



# Vibration in our Lives

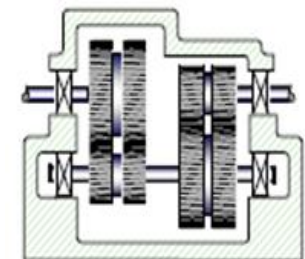
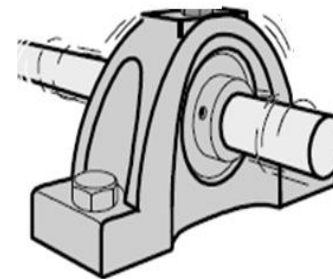
- Our heart beats
- Our lungs oscillate
- We hear because our ear drums vibrate
- Vibration makes us snore
- Light waves permit us to see
- Sound waves allow us to hear
- We move because of oscillation of legs
- We can not utter 'vibration' without the oscillation of larynges and vocal cords



# Useful Vibration

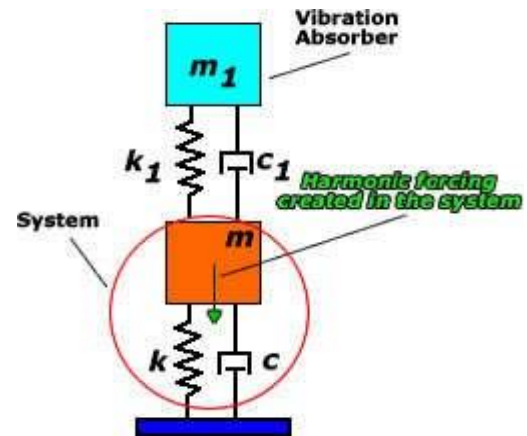


# Harmful Vibration



# Vibration in our Lives

- We limit our discussion to Mechanical Vibration
- Vibration of dynamic system of a structure
- It is the oscillations of a system that has mass and elasticity



# Basic Definitions

**Periodic Motion**: A motion that repeats itself after equal interval of time.

**Time Period**: Time taken for one complete cycle.

**Simple Harmonic Motion**: Motion of particle with time that moves around a circle with uniform angular velocity

# Basic Definitions

**Amplitude (Z or 2Z)**: The maximum displacement of a vibrating body from its mean position. The amplitude can either be single amplitude (Z) when the distance from mean position to maximum displacement is measured or double amplitude (2Z) when the distance from negative maximum to positive maximum displacement (motion) is measured.

**Frequency**: It is the number of cycles per unit time. Frequency and time period are inversely proportional to each other. A vibratory motion can have either a very high frequency or a very low frequency. Frequency can be expressed either as angular (circular) frequency ( $\omega$ ) or oscillatory frequency (f).  $\omega$  is expressed in radians per second and f is expressed in cycles per second or Hertz.

# Basic Definitions

**Natural frequency**: It is the frequency of free vibration of a system. It is constant for a system. In fact, it is an inherent property of a system. It depends on the elastic properties, mass and stiffness of the system.

**Resonance**: Vibration of a system when the frequency of external force is equal to the natural frequency of the system. The amplitude of vibration at resonance becomes excessive. During resonance, with minimum input, there will be a maximum output. Hence both displacement and the stresses in the vibrating body become very high.



# Basic Definitions

**Damping**: It is the resistance to motion. It is also the sluggishness. Hence it is the delay in response to any action. Damping is observed only under fast loading, and not during static loading.

**Degree of freedom**: The number of independent coordinate systems required to specify a motion. If the motion is in one direction due to the vibration of a single spring, then it is a Single degree of freedom system. If a particle is likely to vibrate in space, it will have six degrees of freedom, namely three translations and three rotations along three axis. A continuum can have infinite degrees of freedom.

# Basic Definitions

**Phase difference** : The angle between two rotating vectors representing Simple Harmonic Motion, In time domain, it can be represented as the delay in one motion compared with the other.

**Wave** : It is the vibratory motion of a body or a particle represented in time domain or space domain. For representing a one dimensional wave mathematically, the partial differential equation is given by,

$$\frac{\partial^2 u}{\partial t^2} = v^2 \frac{\partial^2 u}{\partial x^2}$$

# Basic Definitions

$$\bullet \quad T = \frac{2\pi}{\omega} = \frac{1}{f} \quad \lambda = \frac{2\pi}{k} = \frac{v}{f} = vT$$

T = Time period (in sec)

$\omega$  = Angular or Circular velocity (in rad/sec)

f = Frequency of oscillations (in cycles/sec or Hz)

$\lambda$  = Wave length (in m)

k = Wave number =  $\omega/v$  (in rad/m)  $v$  = Wave velocity (in m/sec)

# Basic Definitions

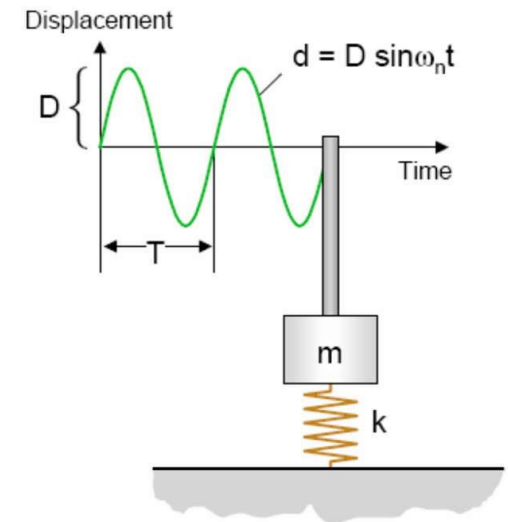
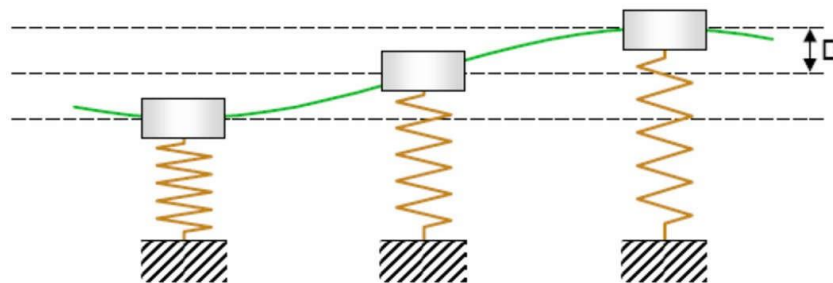
**Free Vibration:** Vibration of a system because of its own elastic property. No external force is required for this vibration and only initiation of vibration may be necessary.

**Forced Vibration:** A system that vibrates under an external force at the same frequency as that of external force.

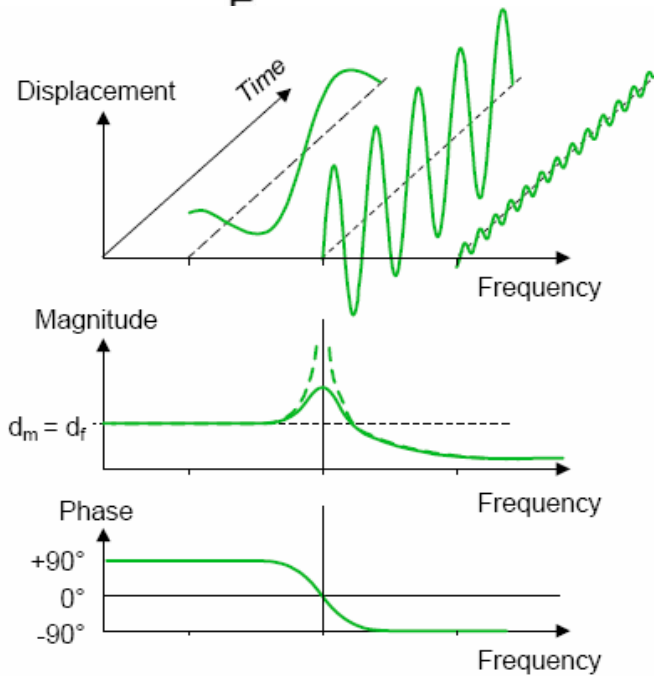
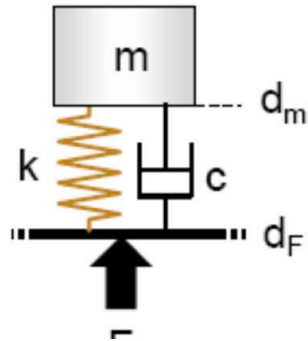
# Free vibration

- When a system is initially disturbed by a displacement, velocity or acceleration, the system begins to vibrate with a constant amplitude and frequency depending on its stiffness and mass.
- This frequency is called as **natural frequency**, and the form of the vibration is called as **mode shapes**

Equilibrium  
pos.



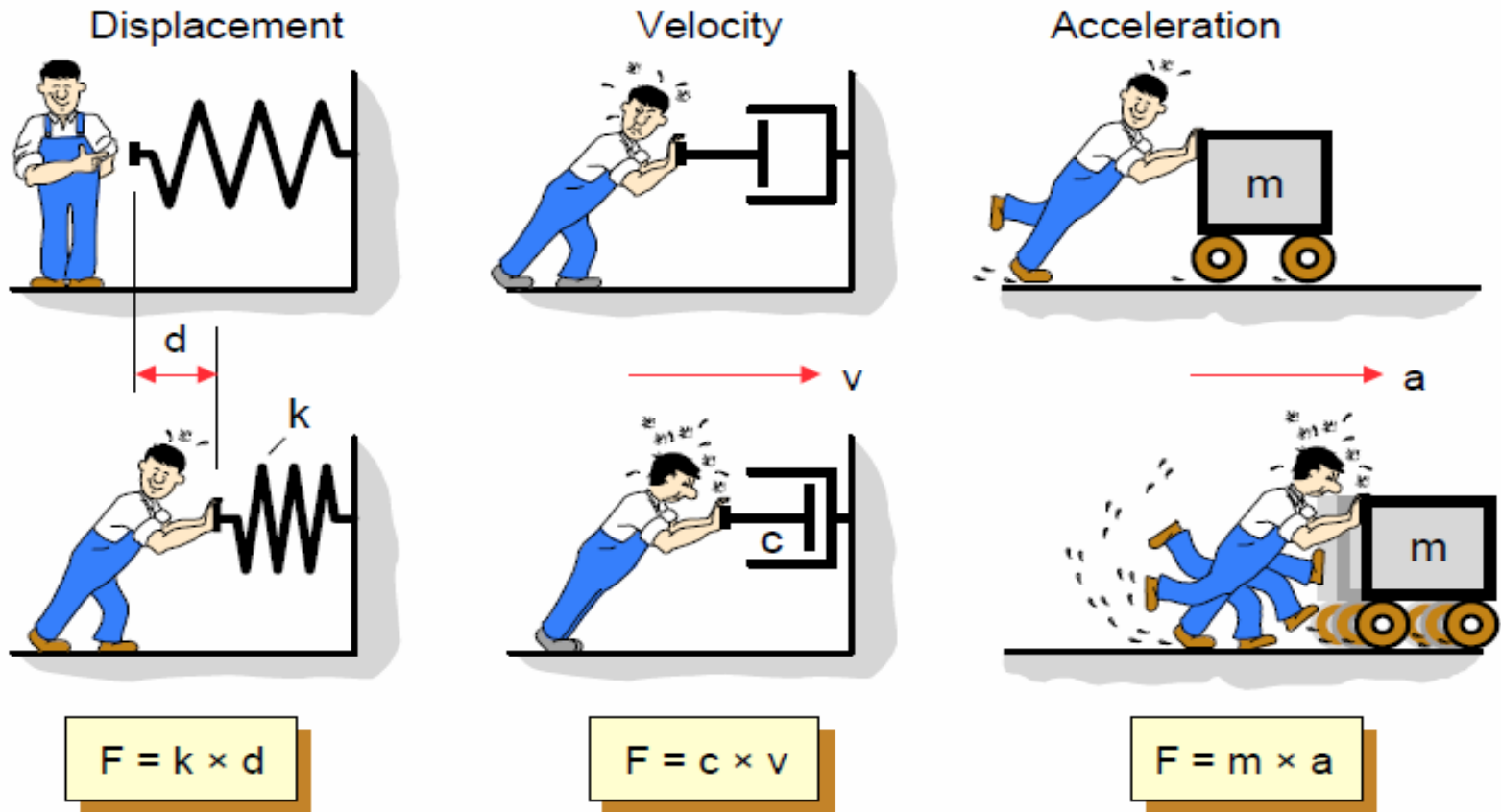
# Forced Vibration



If an external force is applied to a system, the system will follow the force with the same frequency.

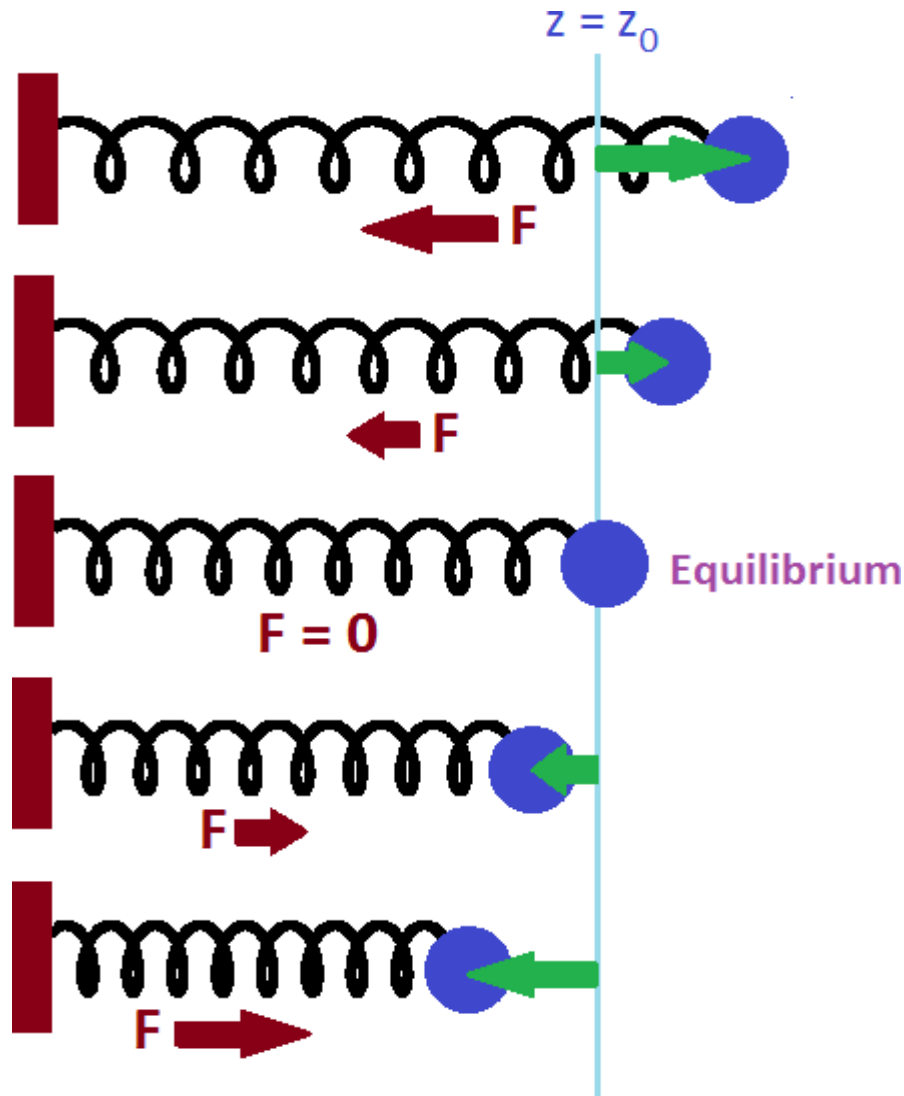
However, when the forcing frequency is increased to the system's natural frequency, amplitudes will dangerously increase in this region. This phenomenon called as **“Resonance”**

# Mechanical Parameters and Components

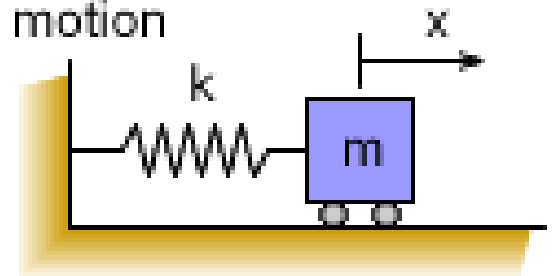


All mechanical systems contain the three basic components: spring, damper, and mass. When each of these in turn is exposed to a constant force they react with a constant displacement, a constant velocity and a constant acceleration respectively.

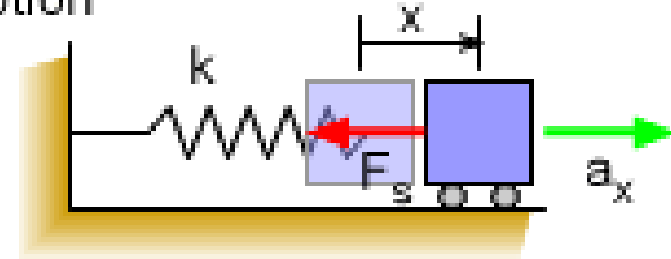
# Spring in vibration



no motion



motion

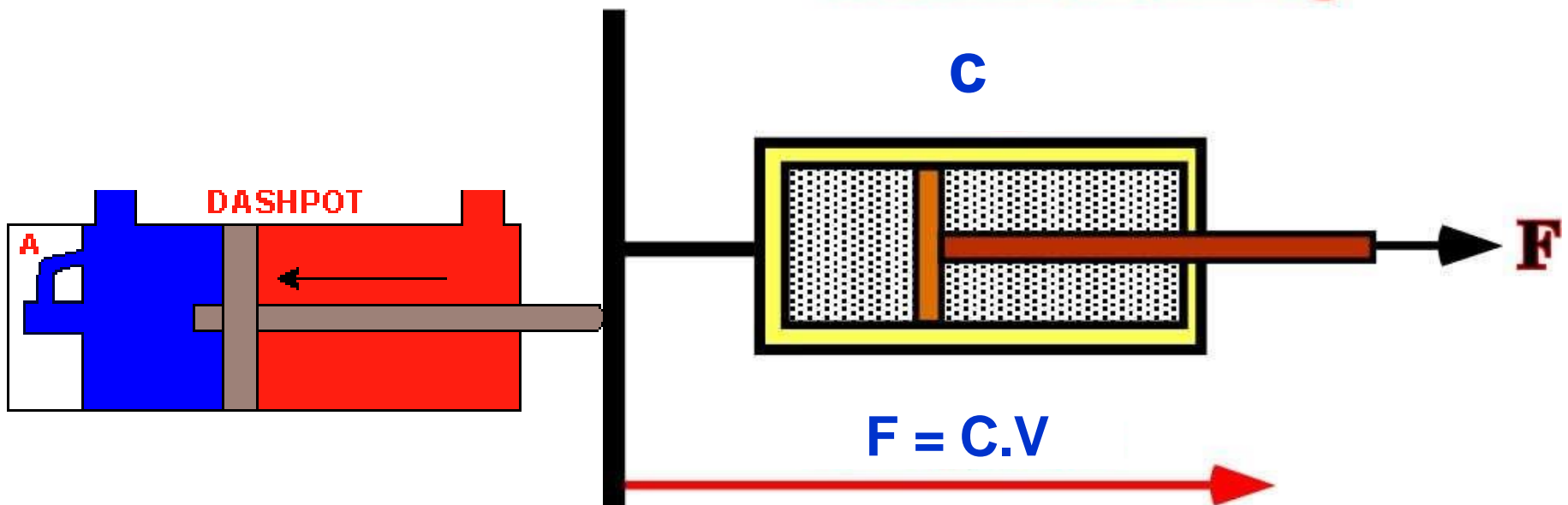




# Damper - Dashpot

To dissipate the energy from the system by external means and absorbs by surroundings

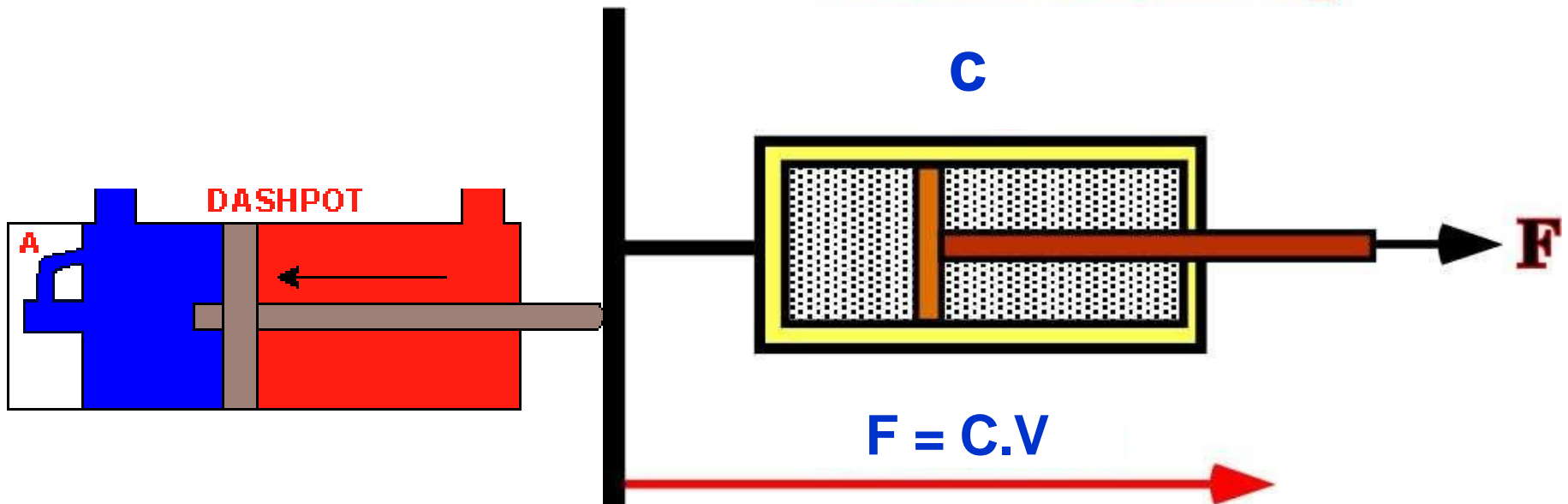
## Mechanical Analog



# Classification of Damping

- Dry friction – Coulomb Damping
- Viscous Damping – Linear Damping

## Mechanical Analog



# Classification of Damping

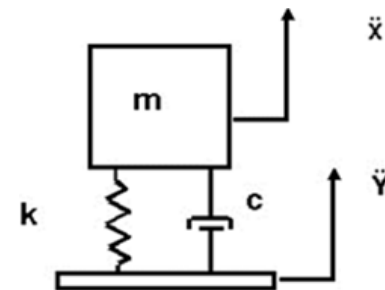
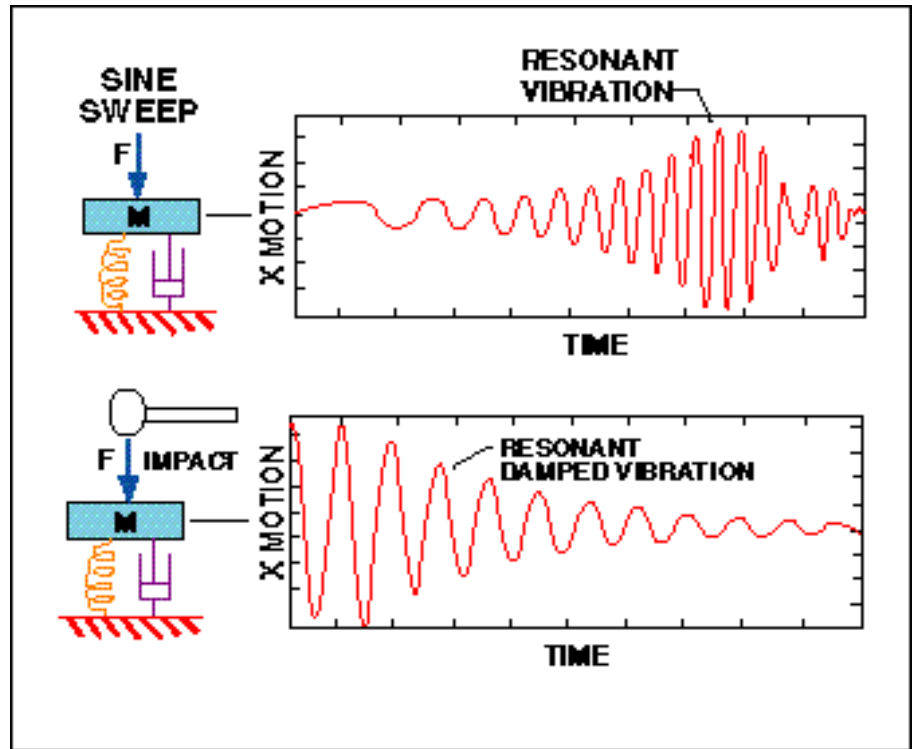
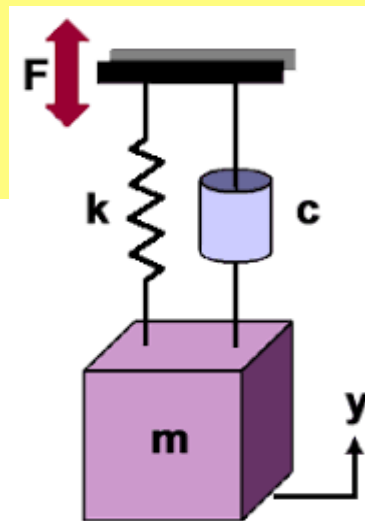
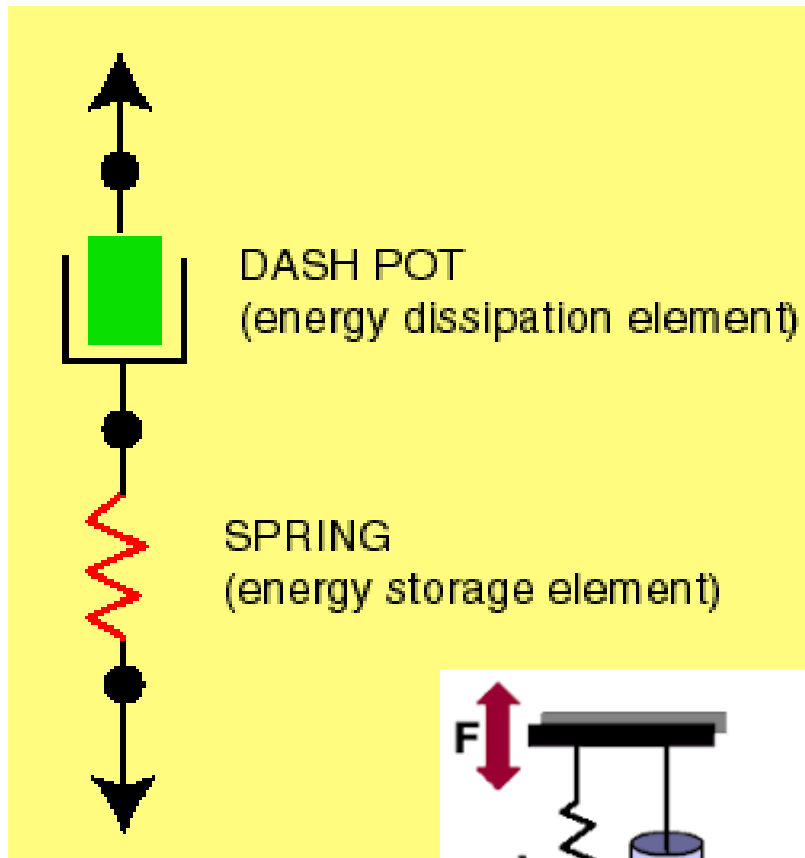
## - Viscous Damping:

- most commonly used
- resistance offered by fluid, e.g. air, gas, water, oil, etc., to a moving body
- damping force proportional to velocity of vibrating body
- examples: fluid film between sliding surfaces  
fluid flow around a piston in a cylinder  
fluid flow through an orifice  
fluid film around a journal in a bearing

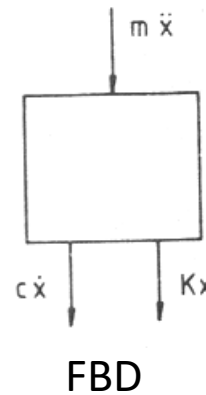
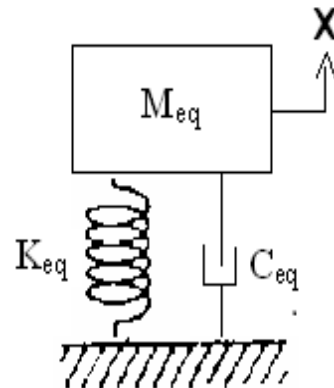
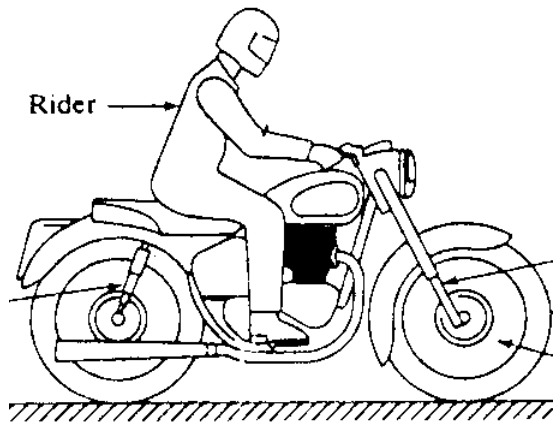
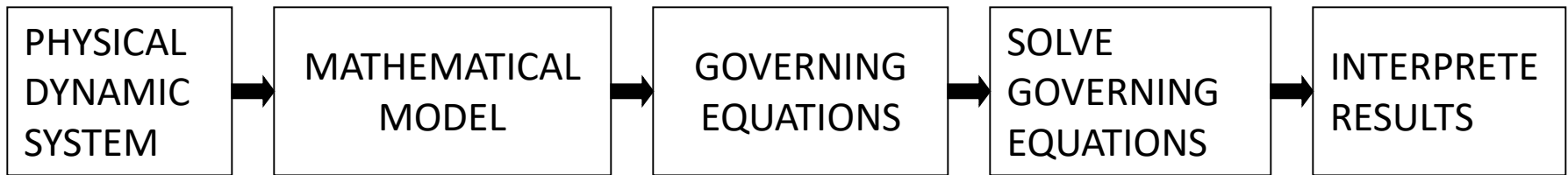
## - Coulomb or Dry-Friction Damping:

- Constant damping force but in opposite direction to the motion direction
- caused by friction between rubbing surfaces that are dry or not having enough lubrication

# Vibration System

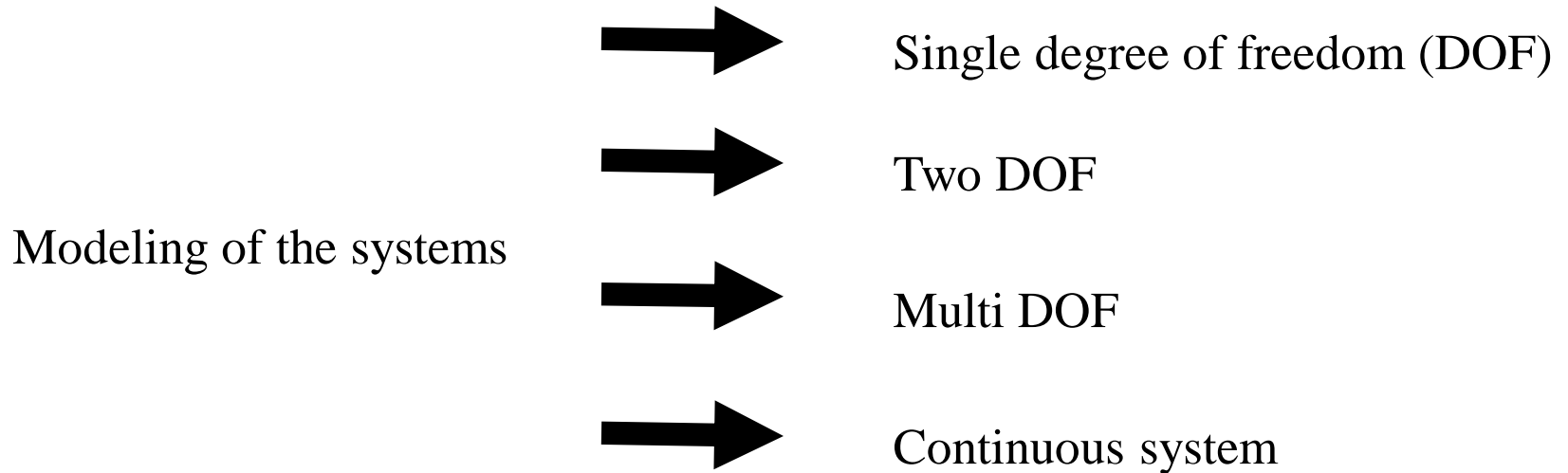


# Fundamentals of Vibrations: Vibration Analysis

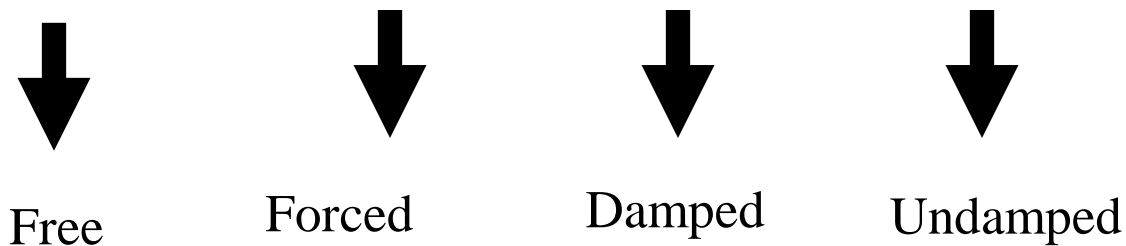


$$M_{eq}\ddot{x} + C_{eq}\dot{x} + K_{eq}x = 0$$

# Fundamentals of Vibrations

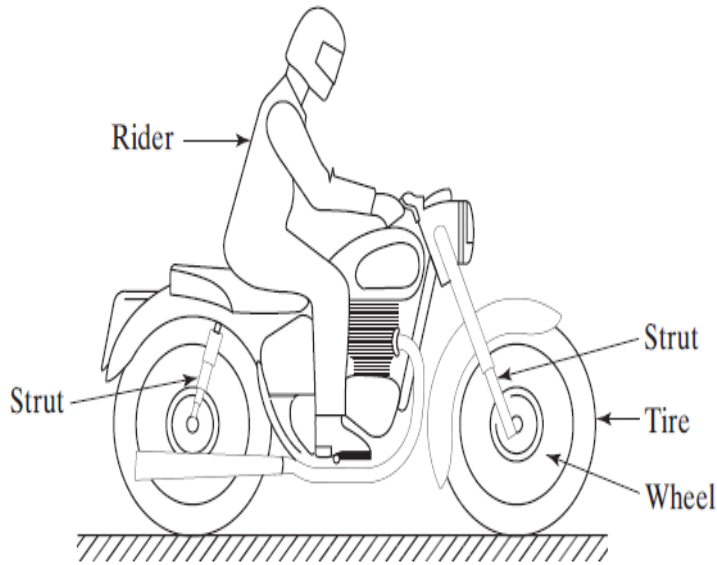


Each system can be under



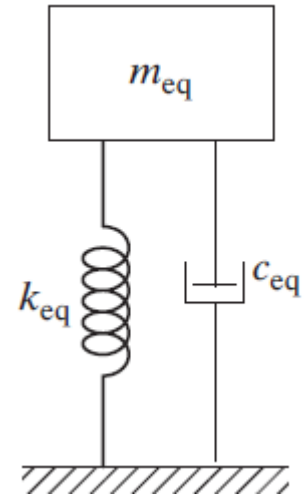
Or a combination of these modes

# Mathematical Modeling System

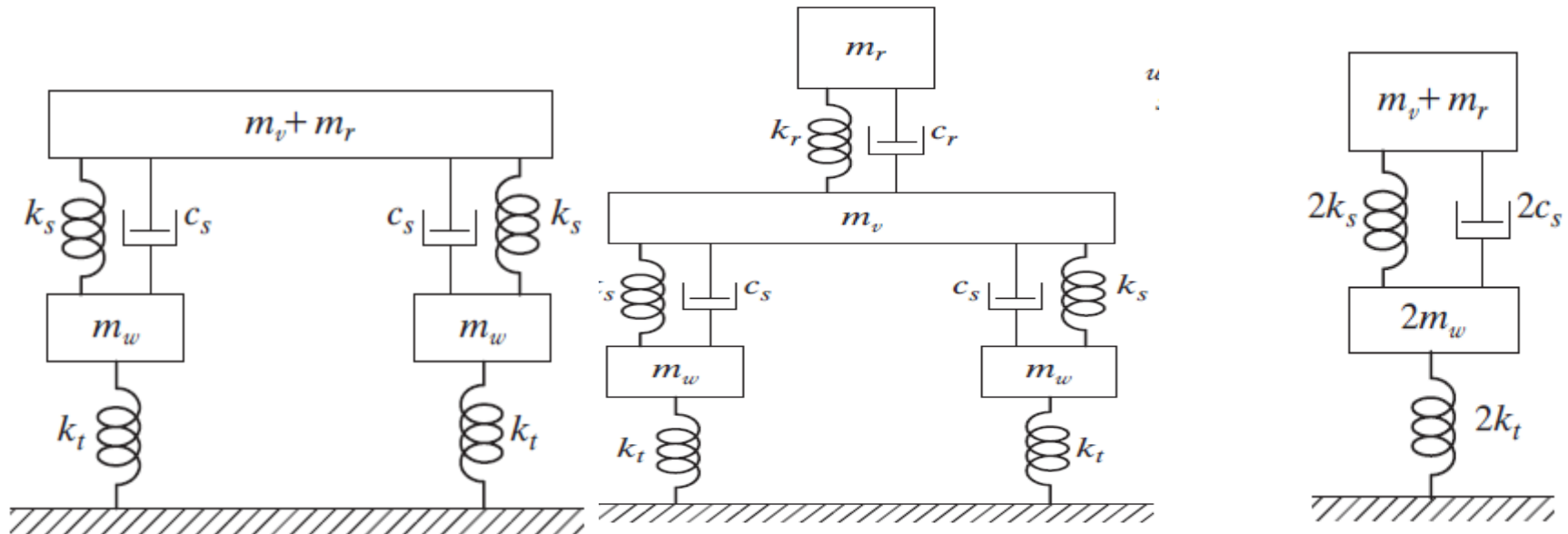


Subscripts  
 $t$ : tire     $v$ : vehicle  
 $w$ : wheel    $r$ : rider  
 $s$ : strut    $eq$ : equivalent

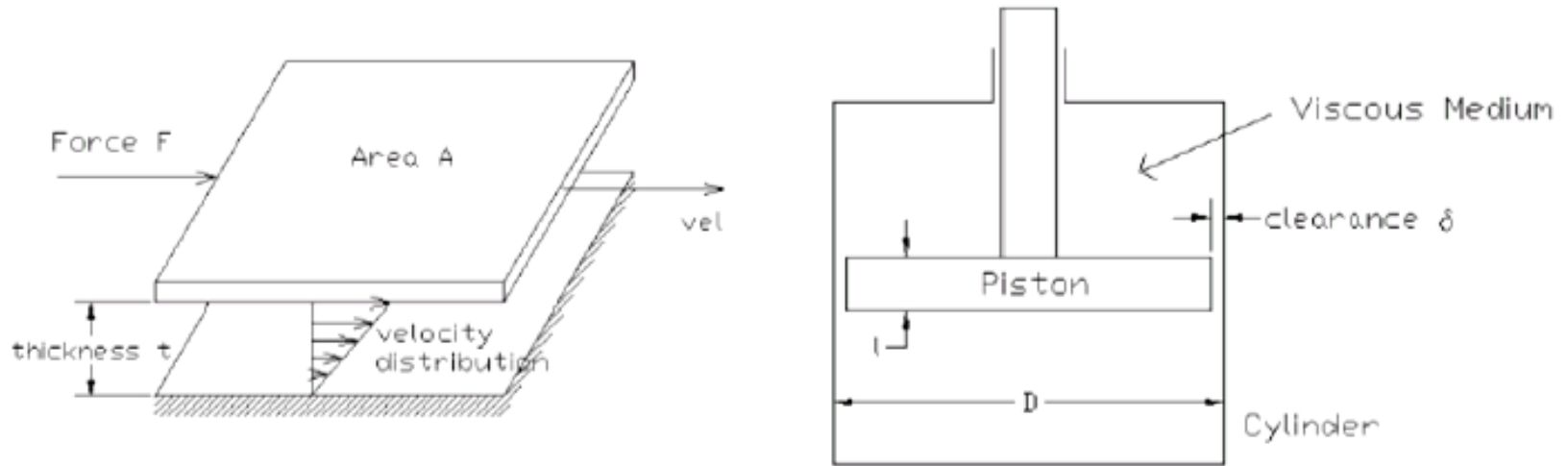
## SDOF Reduction Of Bike Ride System



## Most Accurate (MDOF) Modeling



# Viscous Damping Principle



$$\tau = \mu \frac{dv}{dz}$$

$$F = (\pi Dt) \mu \frac{v}{\delta} = c \dot{x}$$

$$c = \frac{\pi Dt \mu}{\delta} \text{ N-s/m}$$

- Damping force is proportional to velocity and = Damping Coefficient  $C$  times Velocity  $dx/dt$  – dissipates energy
- Dashpots can be designed as in shock absorbers or the equivalent effect of energy dissipating capacity determined from tests to find the value of this coefficient  $c$



# Free Motion of a Damped SDoF System

## Free Vibration with Viscous Damping

Equation of motion :  $m\ddot{x} + c\dot{x} + kx = 0$

Dividing by  $m$  :  $\ddot{x} + 2\zeta\omega_n\dot{x} + \omega_n^2 x = 0$

where  $\omega_n = \sqrt{\frac{k}{m}}$  is the undamped natural frequency,

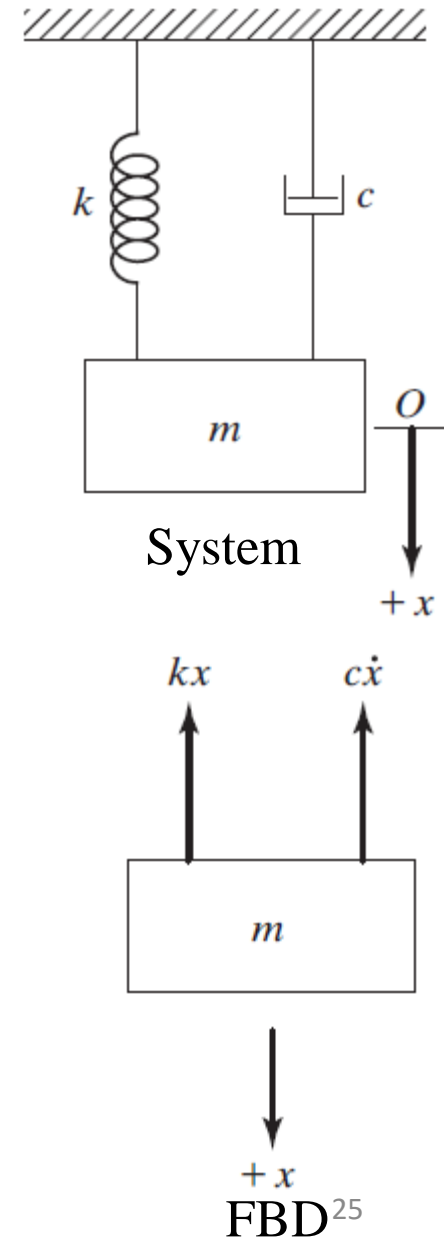
$\zeta = \frac{c}{c_c} = \frac{c}{2\sqrt{km}}$  is the viscous critical damping ratio.

Solution of the equation of motion

Eq of motion :  $\ddot{x} + 2\zeta\omega_n\dot{x} + \omega_n^2 x = 0$

Solution is of the form :  $x(t) = Ae^{\alpha_1 t} + Be^{\alpha_2 t}$

A & B are two constants depending on initial conditions.



## Possibilities depending on the value of $\zeta$

To find  $\alpha_1$  &  $\alpha_2$ , insert  $x(t) = Ae^{\alpha t}$  into EOM.

$$Ae^{\alpha t} (\alpha^2 + 2\zeta\omega_n\alpha + \omega_n^2) = 0$$

$$\rightarrow \alpha_{1,2} = (-\zeta \pm \sqrt{\zeta^2 - 1})\omega_n$$

### Case 1. $\zeta < 1$ . Underdamped case with oscillatory motion

Both roots are complex :  $\alpha_1 = (-\zeta + i\sqrt{1 - \zeta^2})\omega_n$

$$\alpha_2 = (-\zeta - i\sqrt{1 - \zeta^2})\omega_n$$

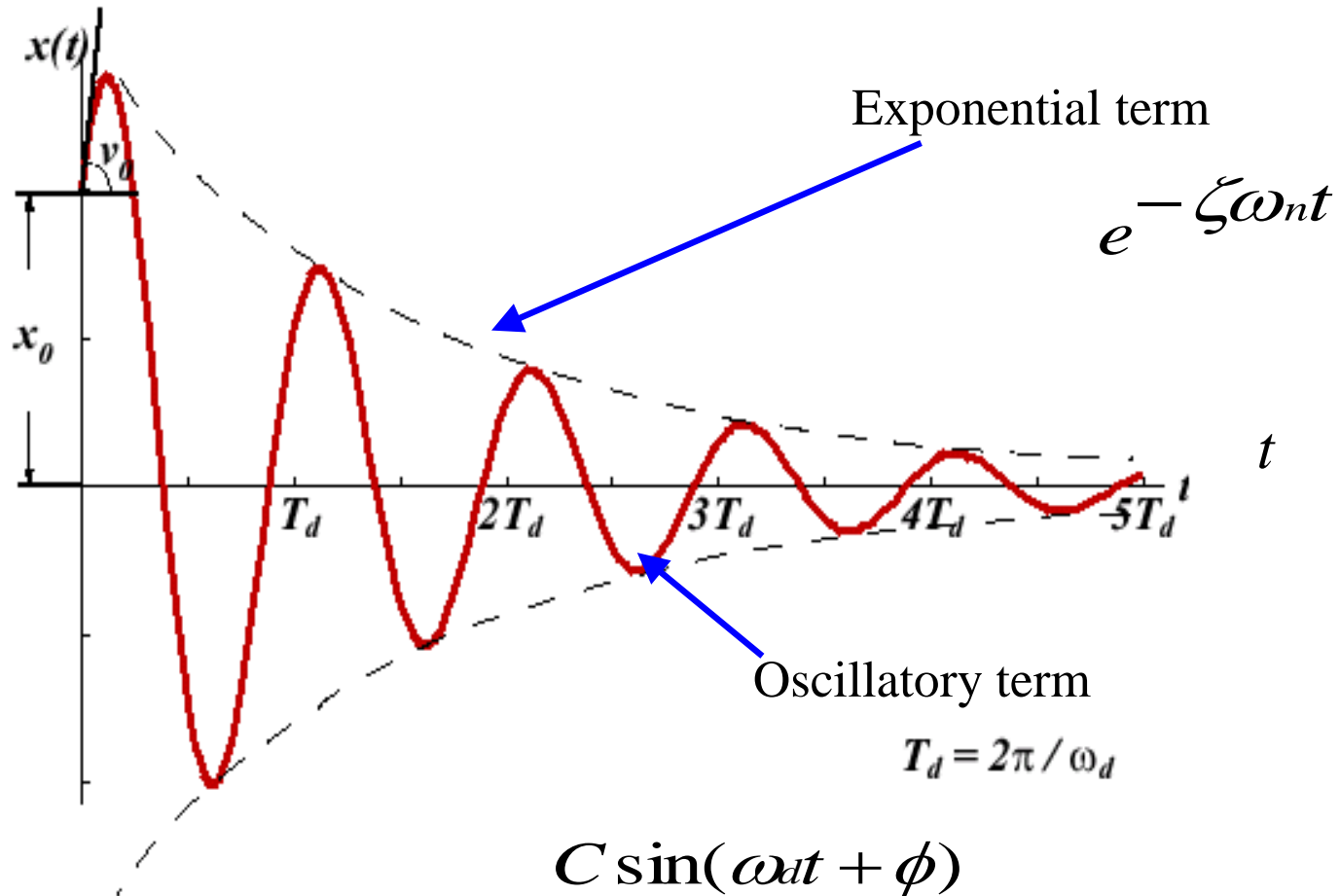
The general solution becomes :

$$x(t) = e^{-\zeta\omega_n t} [A \cos(\sqrt{1 - \zeta^2} \omega_n t) + B \sin(\sqrt{1 - \zeta^2} \omega_n t)]$$

$$= e^{-\zeta\omega_n t} C \sin(\sqrt{1 - \zeta^2} \omega_n t + \phi) = e^{-\zeta\omega_n t} C \sin(\omega_d t + \phi)$$

where  $\omega_d = \sqrt{1 - \zeta^2} \omega_n$  is the damped natural frequency.

## Time history for oscillatory motion



## Case 2. $\zeta > 1$ . Overdamped case with oscillatory motion

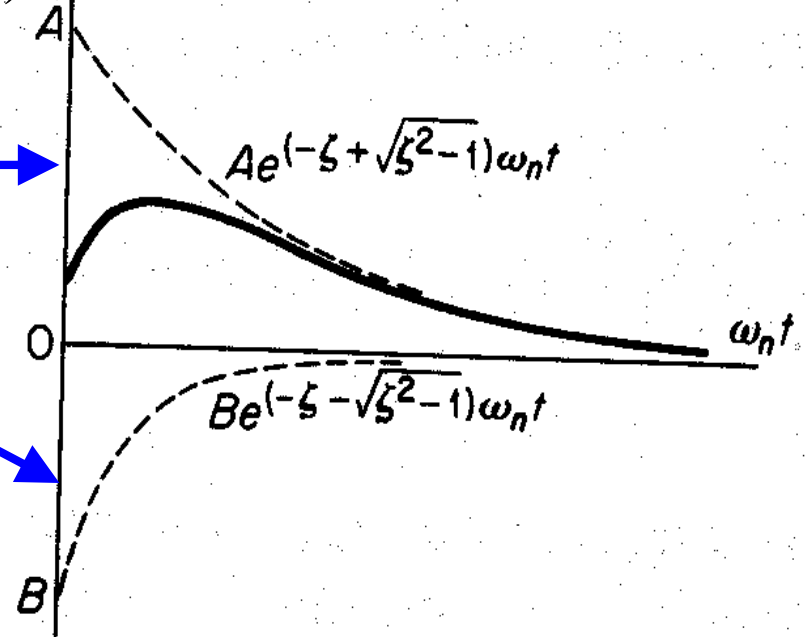
Both roots are real :  $\alpha_1 = (-\zeta + \sqrt{\zeta^2 - 1})\omega_n$

$$\alpha_2 = (-\zeta - \sqrt{\zeta^2 - 1})\omega_n$$

The solution becomes:

$$x(t) = Ae^{(-\zeta + \sqrt{\zeta^2 - 1})\omega_n t}$$

$$+ Be^{(-\zeta - \sqrt{\zeta^2 - 1})\omega_n t}$$

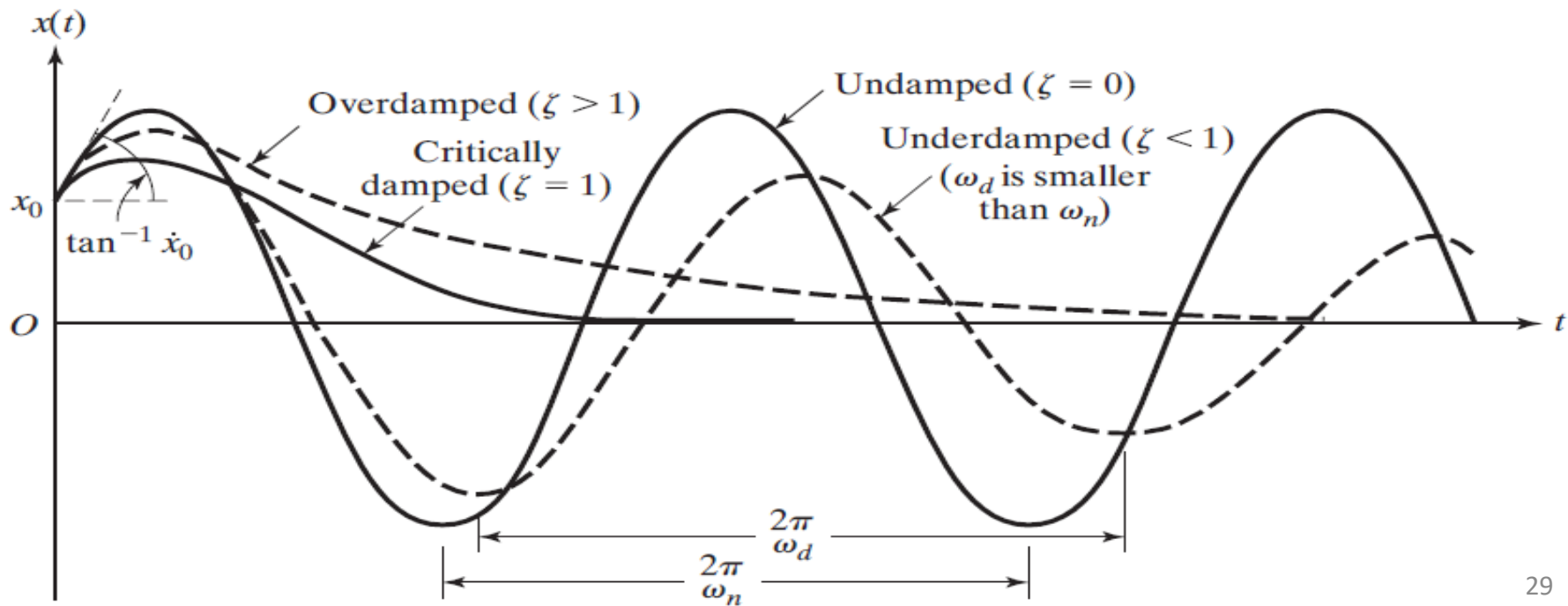
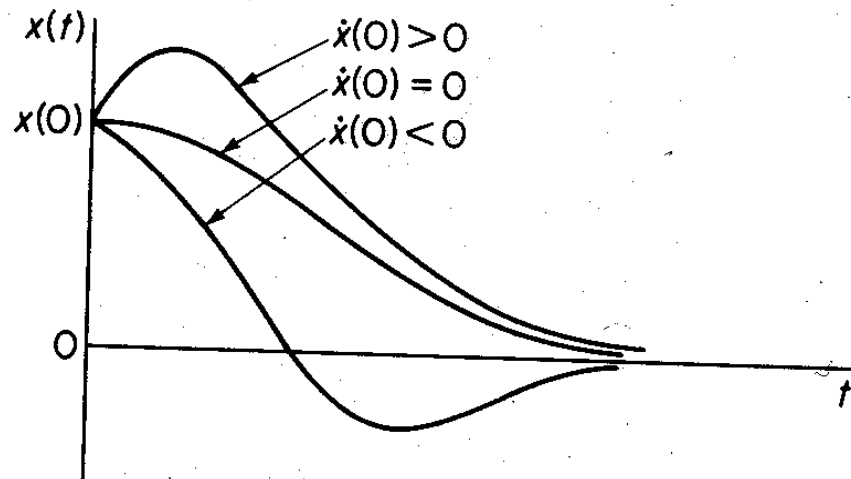


### Case 3. $\zeta=1$ . Critically damped motion case with Max rate of decay

Double root:  $\alpha_1 = \alpha_2 = -\omega_n$

The solution becomes:

$$x(t) = (A + Bt)e^{-\omega_n t}$$



- A critically damped system will have the smallest damping required for aperiodic motion; hence the mass returns to the position of rest in the shortest possible time without overshooting.
- The property of critical damping is used in many practical applications.
- For example, large guns have dashpots with critical damping value, so that they return to their original position after recoil in the minimum time without vibrating. If the damping provided were more than the critical value, some delay would be caused before the next firing.

## Logarithmic Decrement

The logarithmic decrement represents the rate at which the amplitude of a free damped vibration decreases. It is defined as the natural logarithm of the ratio of any two successive amplitudes.

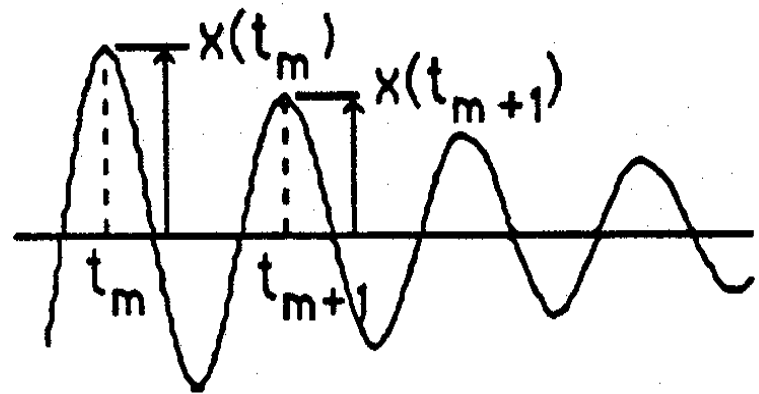
The amplitude ratio between two successive cycles:

$$\frac{x(t_m)}{x(t_{m+1})} = \frac{e^{-\zeta\omega_n t_m} C \sin(\omega_d t_m + \phi)}{e^{-\zeta\omega_n t_{m+1}} C \sin(\omega_d t_{m+1} + \phi)}$$

$$x(t) = C e^{-\zeta\omega_n t} \sin(\omega_d t + \phi)$$

$$\left| \frac{x(t_m)}{x(t_{m+1})} \right|_{AMP} = e^{-\zeta\omega_n(t_m - t_{m+1})}$$

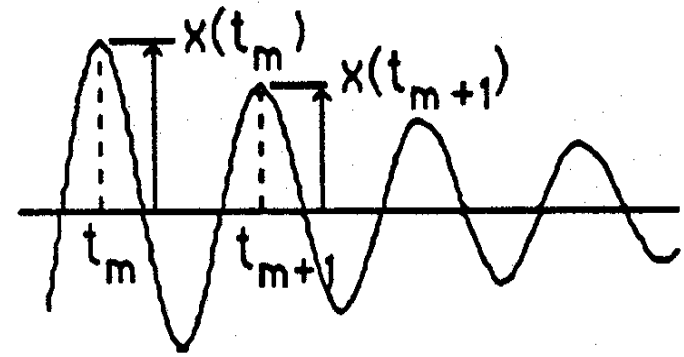
$$= e^{\zeta\omega_n T} = e^{\zeta\omega_n \frac{2\pi}{\omega_d}} = e^{\zeta\omega_n \frac{2\pi}{\sqrt{1-\zeta^2}\omega_n}}$$



## Logarithmic Decrement

$$x(t) = C e^{-\zeta \omega_n t} \sin(\omega_d t + \phi)$$

$$\left| \frac{x(t_m)}{x(t_{m+1})} \right| = e^{\left( \frac{2\pi\zeta}{\sqrt{1-\zeta^2}} \right)}$$



Taking logarithms of both sides :

$$\text{logarithmic decrement } \delta = \ln \left| \frac{x(t_m)}{x(t_{m+1})} \right| = \frac{2\pi\zeta}{\sqrt{1-\zeta^2}} \approx 2\pi\zeta \text{ (for } \zeta \ll 1)$$

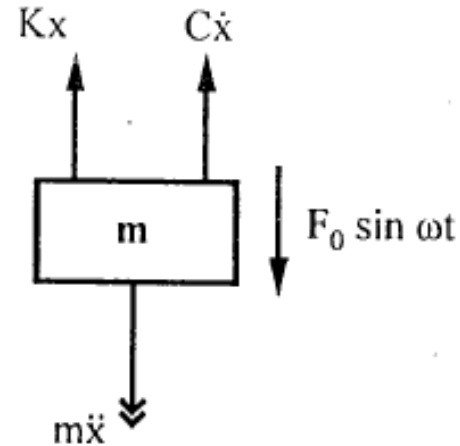
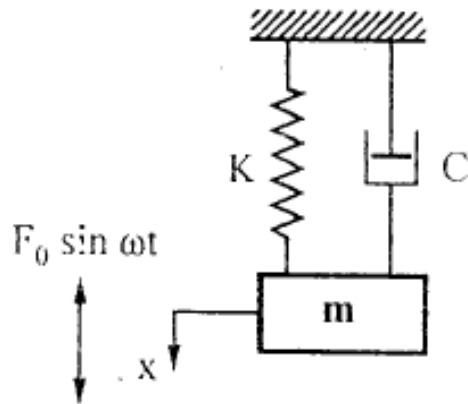
If the two amplitudes are separated by  $(N-1)$  cycles:

$$\delta = \frac{1}{N} \ln \left| \frac{x(t_m)}{x(t_{m+N})} \right|$$

$$\delta = \ln \left| \frac{x_1}{x_2} \right| = \zeta \omega_n \tau_d = \zeta \omega_n \frac{2\pi}{\sqrt{1-\zeta^2} \omega_n} = \frac{2\pi\zeta}{\sqrt{1-\zeta^2}} = \frac{2\pi}{\omega_d} \times \frac{c}{2m}$$



# Forced Damped Vibrations

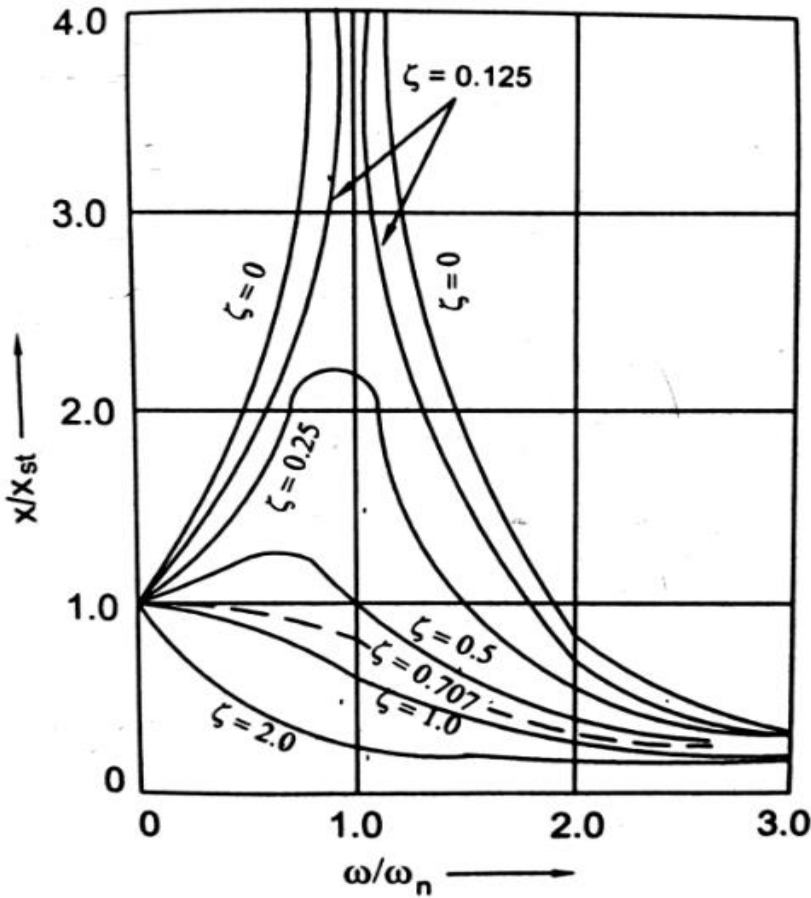


$$m\ddot{x} + c\dot{x} + kx = F_0 \sin \omega_f t$$

$$x = x_{\text{complementary}} + x_{\text{particular}}$$

$$\frac{x_m}{F_0/k} = \frac{x_m}{x_{st}} = \frac{1}{\sqrt{[1 - (\omega_f/\omega_n)^2]^2 + [2(c/c_c)(\omega_f/\omega_n)]^2}} = \text{Magnification factor (M.F)}$$

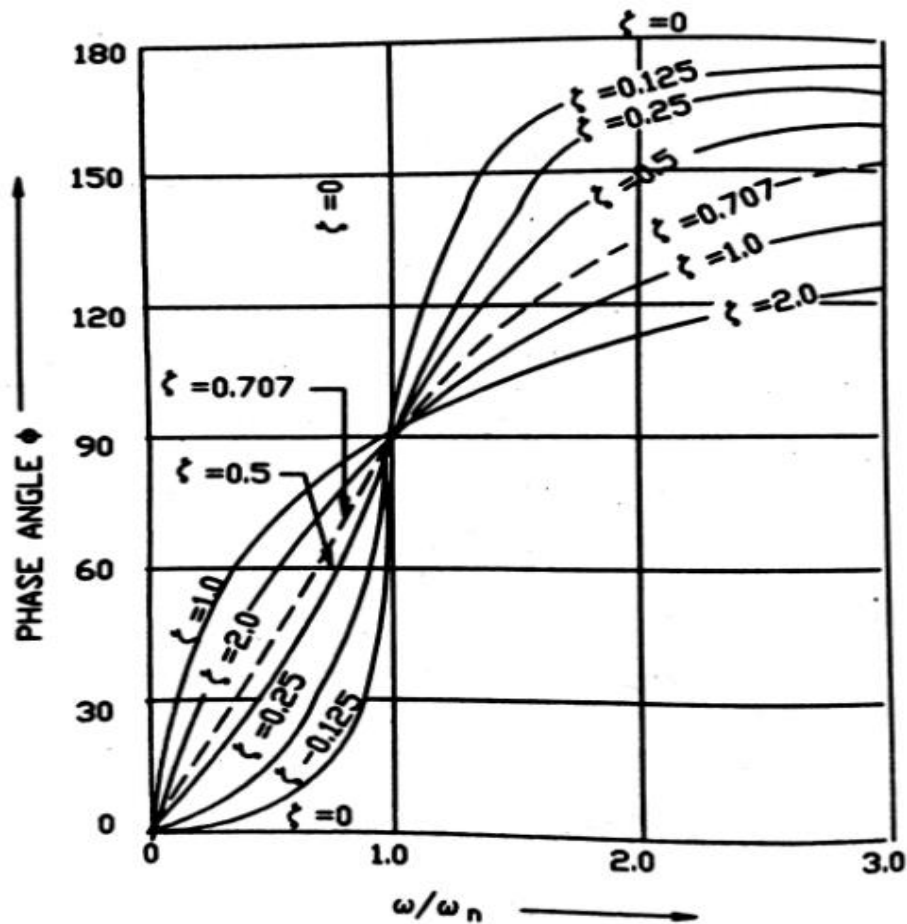
$$\tan \phi = \frac{2(c/c_c)(\omega_f/\omega_n)}{1 - (\omega_f/\omega_n)^2} = \text{phase difference between forcing and steady state response}$$



$$\frac{x_m}{x_{st}} = \frac{1}{\sqrt{[1 - (\omega_f / \omega_n)^2]^2 + [2(\zeta)(\omega_f / \omega_n)]^2}}$$

## Magnification Factor

- At zero frequency the magnification is unity and is independent of the damping i.e.  $X = X_{st}$  which itself is the definition of zero frequency deflection.
- At very high frequency the magnification tends to zero or the amplitude of vibration becomes very small.
- At resonance ( $\omega = \omega_n$ ), the amplitude of vibration becomes excessive for small damping and decreases with increase in damping.
- For zero damping at resonance the amplitude is infinite theoretically.

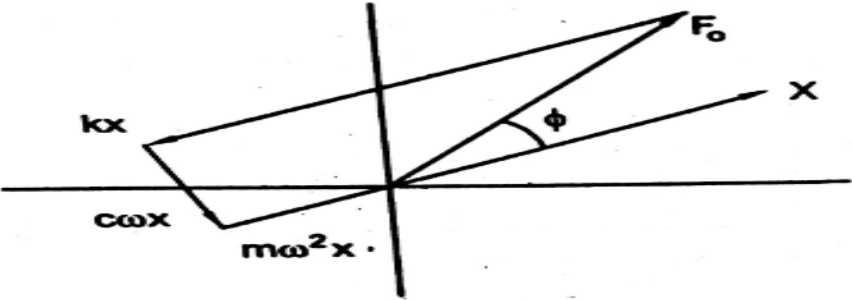


## Phase angle


- The phase angle also varies from zero at low frequencies to 180 degree at very high frequencies.
- It is 90 degree at resonance and is independent of damping. Over a small frequency range containing the resonance point, the variation of phase angle is more abrupt for lower values of damping than for higher values. More abrupt the changes in phase angle about resonance, more sharp is the peak in frequency response curve.
- For zero damping the phase lag suddenly changes from zero to 180 degree at resonance.

$$\tan \phi = \frac{2(\zeta)(\omega_f / \omega_n)}{1 - (\omega_f / \omega_n)^2}$$

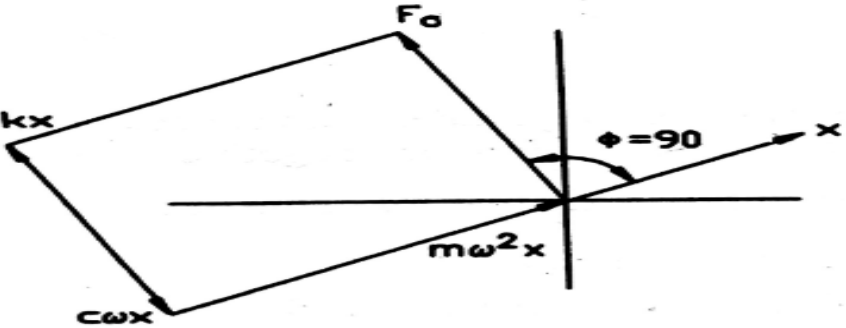
# Vector Diagram for Forced Vibrations for Various Operating Conditions



(a)  $\omega \ll \omega_n$

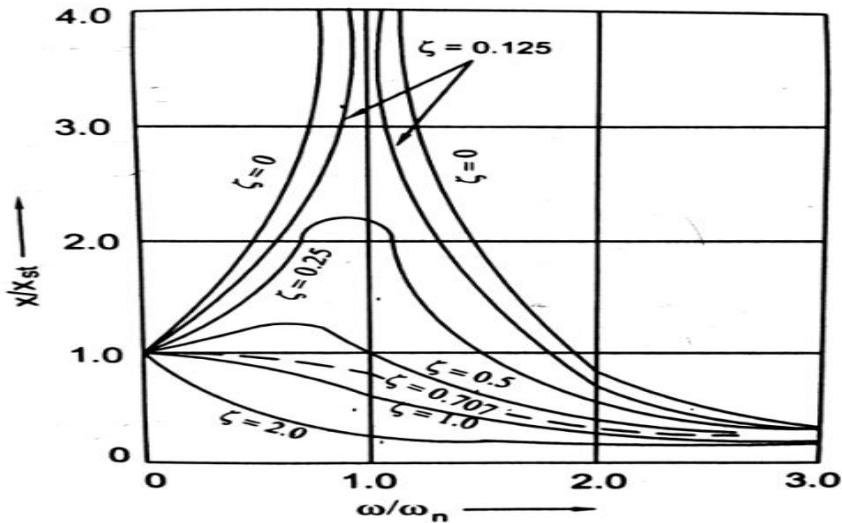


(c)  $\omega \gg \omega_n$



(b)  $\omega = \omega_n$

- At very low frequencies, phase angle is zero and impressed force balances the spring force.
- At resonant frequency, phase angle is 90 degree and the impressed force balances the damping force. Also spring force and the inertia force are equal and opposite at resonance.
- At very high frequencies the phase angle is 180 degree and impressed force balances the inertia force.



It should be carefully seen that the maximum amplitude occurs not at the resonant frequency but a little towards its left. This shift increases with the increase in damping. For zero damping the maximum amplitude (infinite value), of course, is obtained at the resonant frequency.

Frequency at which maximum amplitude occurs can be obtained:

$$\frac{d(\text{MF})}{d\left(\frac{\omega}{\omega_n}\right)} = \frac{2\left[1 - \left(\frac{\omega}{\omega_n}\right)^2\right]\left[-2\left(\frac{\omega}{\omega_n}\right)\right] + 2\left[2\zeta\left(\frac{\omega}{\omega_n}\right)\right](2\zeta)}{2\left\{\left[1 - \left(\frac{\omega}{\omega_n}\right)^2\right] + \left[2\zeta\left(\frac{\omega}{\omega_n}\right)\right]^2\right\}^{3/2}} = 0$$

Which gives,  $\left(\frac{\omega_p}{\omega_n}\right) = \sqrt{1 - 2\zeta^2}$

where  $\omega_p$  means the frequency corresponding to the peak amplitude.

No maxima or peak will occur when expression within the radical sign is -ive. for  $\zeta > 0.707$ .

It can also be seen that response curve is below unity magnification line.

## Basic Theory

The force transmitted to ground is due to the spring and damper :

$$F_T = kx + c\dot{x}$$

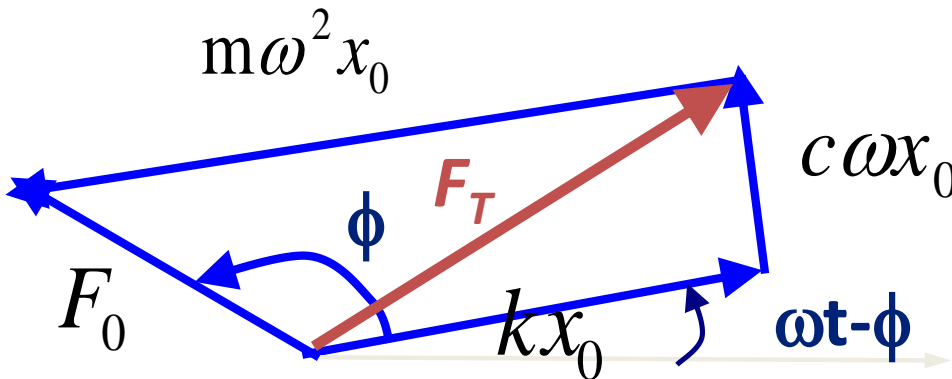
What we want to know is the ratio :  $\frac{\text{Force transmitted}}{\text{Excitation Force}} = \frac{F_T}{F_0}$

From the phasor diagram :

$$F_T = x_0 \sqrt{k^2 + (c\omega)^2}$$

From Lecture, we know that :

$$x_0 = \frac{F_0}{\sqrt{(k - m\omega^2)^2 + (c\omega)^2}}$$

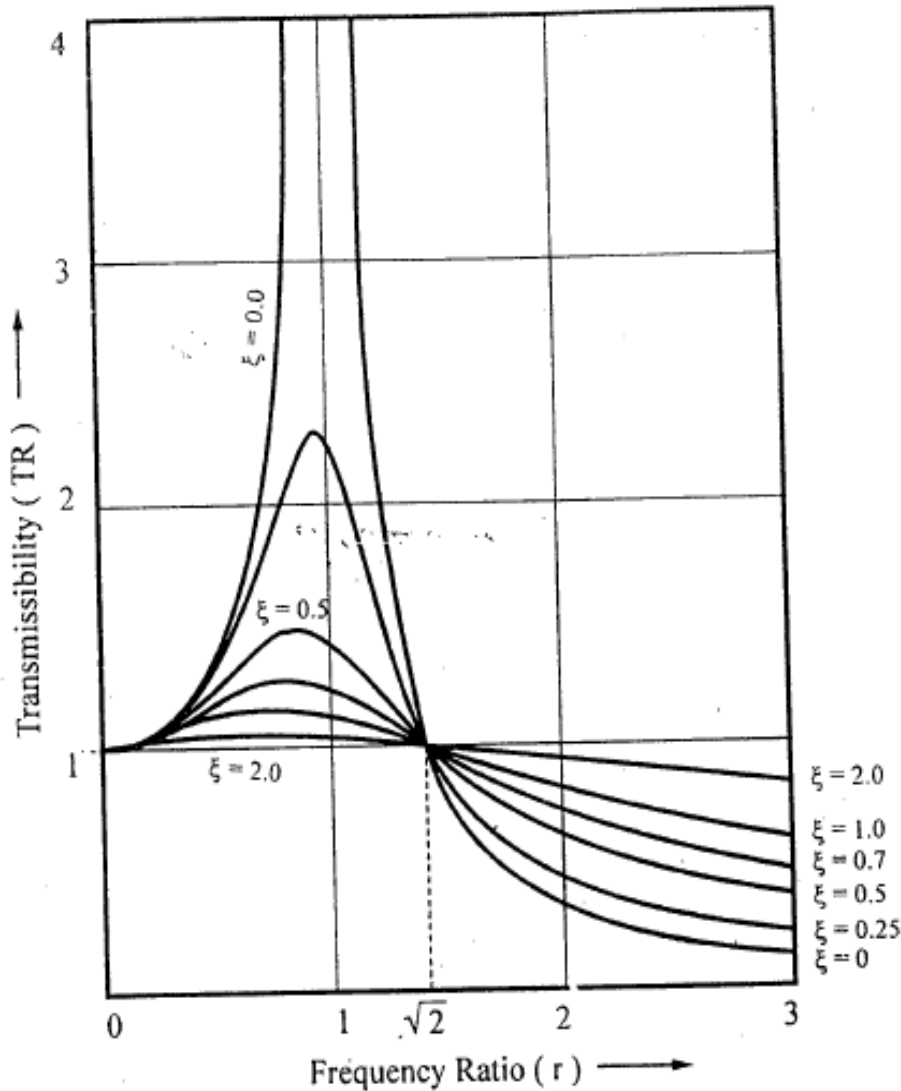


So, transmissibility, T, is given by :

$$T = \left| \frac{F_T}{F_0} \right| = \sqrt{\frac{k^2 + (c\omega)^2}{(k - m\omega^2)^2 + (c\omega)^2}} = \sqrt{\frac{1 + (2\zeta r)^2}{(1 - r^2)^2 + (2\zeta r)^2}}$$

where  $r = \frac{\omega}{\omega_n}$  and  $\zeta = \frac{c}{2\sqrt{km}}$

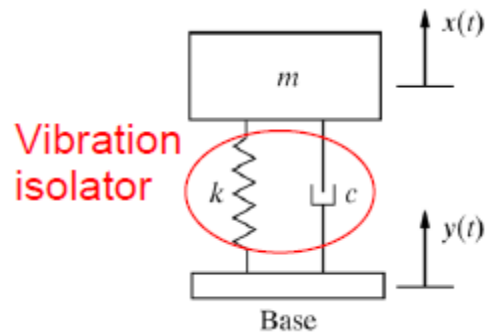
## How to Obtain Low Transmissibility ?



$$\left| \frac{F_T}{F_0} \right| = \sqrt{\frac{k^2 + (c\omega)^2}{(k - m\omega^2)^2 + (c\omega)^2}}$$

- We want T to be as low as possible.
- T is small .....if  $\omega \gg \omega_n$ .
- We want to lower  $\omega_n$
- We want low stiffness and/or high mass.

# Vibration Isolation (Moving Base)

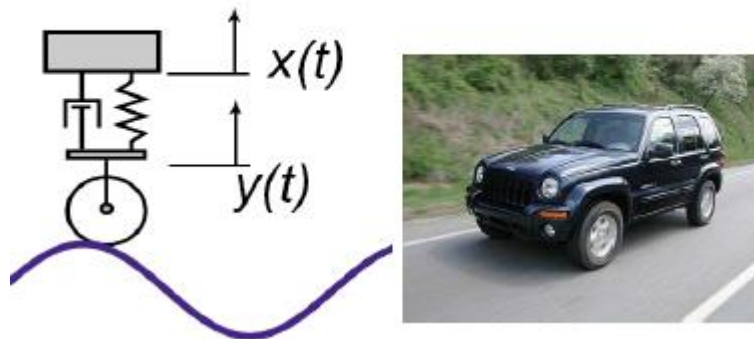


## Objective:

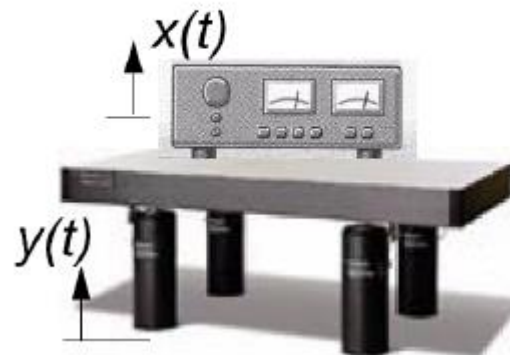
To isolate a device from the source of vibration (moving base).  
(To reduce vibration of machine transmitted through moving base.)

## Application

### Automobile suspension

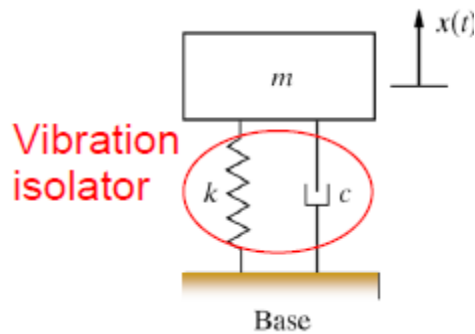


### Table isolator





# Vibration isolation (Fixed base)



## Objective:

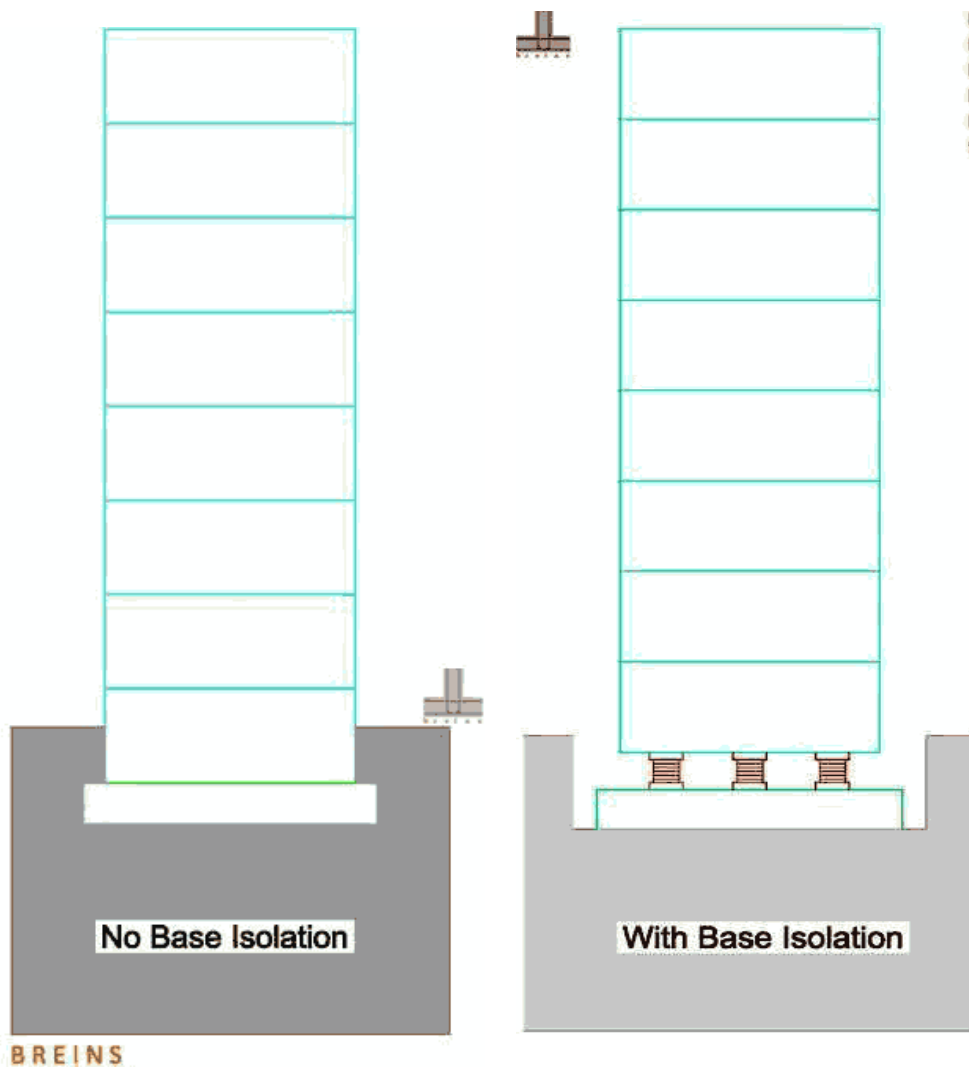
To isolate the source of vibration (machine) from the other system.  
To reduce vibration (force) transmitted from the machine to base.



Washing machine

Generator or the other machines





Coil spring isolator with integral viscous damping unit

The force experienced by the instrument or mass  $m$  (same as the force transmitted to mass  $m$ ) is given by:

$$F_t(t) = m\ddot{x}(t) = k\{x(t) - y(t)\} + c\{\dot{x}(t) - \dot{y}(t)\}$$

where  $y(t)$  is the displacement of the base,  $x(t)-y(t)$  is the relative displacement of the spring, and  $\dot{x}(t) - \dot{y}(t)$  is the relative velocity of the damper. In such cases, we can insert an isolator (which provides stiffness and /or damping) between the base being subjected to force or excitation and the mass to reduce the motion and/or force transmitted to the mass. Thus both displacement isolation and force isolation become important in this case also.

### Vibration Isolation System with Rigid Foundation

It is assumed that the operation of the machine gives rise to a harmonically varying force  $F(t) = F_0 \cos \omega t$

The equation of motion of the machine (of mass  $m$ ) is given by:

$$m\ddot{x} + c\dot{x} + kx = F_0 \cos \omega t$$

Since the transient solution dies out after some time, only the steady-state solution will be left. The steady-state solution of Eq. is given by

$$x(t) = X \cos(\omega t - \phi)$$

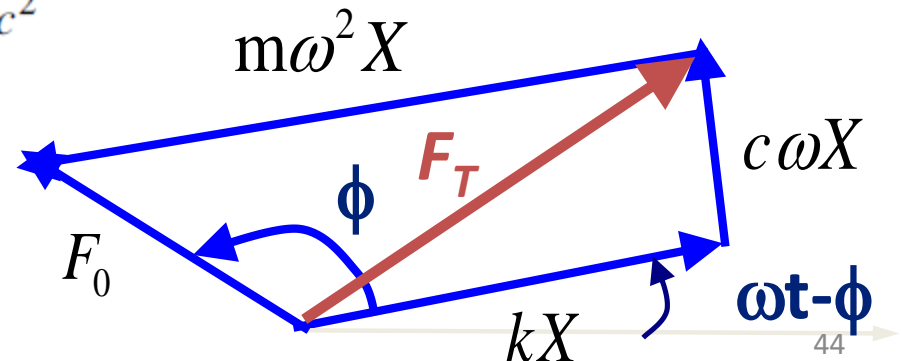
Where  $X = \frac{F_0}{[(k - m\omega^2)^2 + \omega^2 c^2]^{1/2}}$  and  $\phi = \tan^{-1} \left( \frac{\omega c}{k - m\omega^2} \right)$

The force transmitted to the foundation through the spring and the dashpot,  $F_T(t)$  is given by  $F_T(t) = kx(t) + c\dot{x}(t) = kX \cos(\omega t - \phi) - c\omega X \sin(\omega t - \phi)$

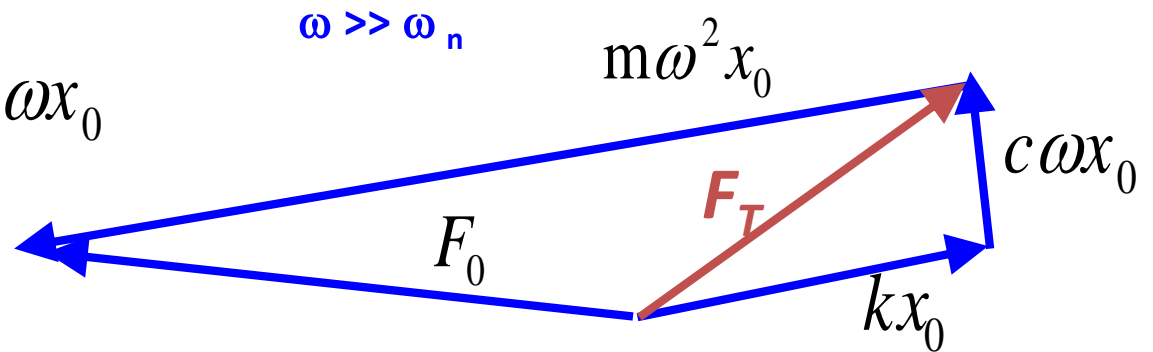
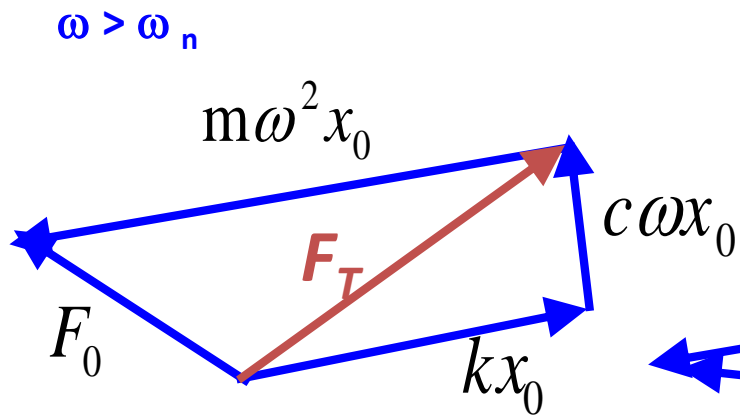
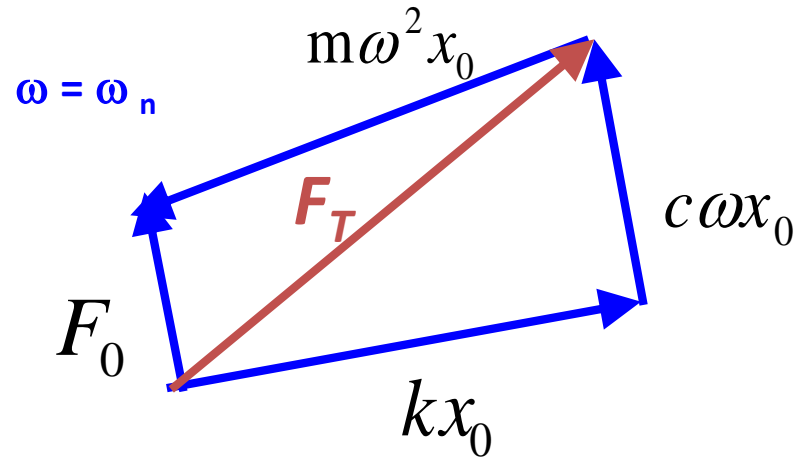
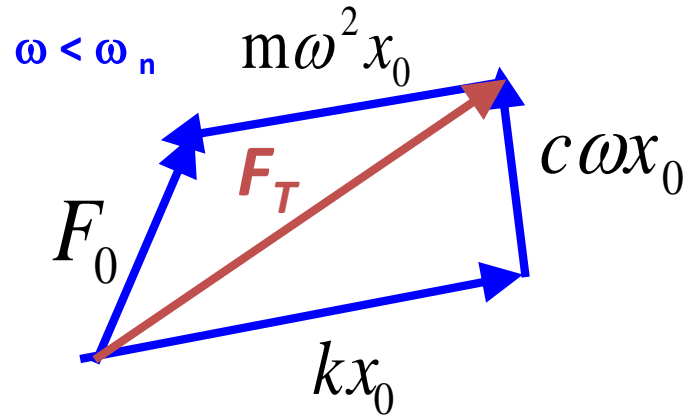
The magnitude of the total transmitted force FT is given by

$$F_T = [(kx)^2 + (c\dot{x})^2]^{1/2} = X\sqrt{k^2 + \omega^2 c^2}$$

$$= \frac{F_0(k^2 + \omega^2 c^2)^{1/2}}{[(k - m\omega^2)^2 + \omega^2 c^2]^{1/2}}$$



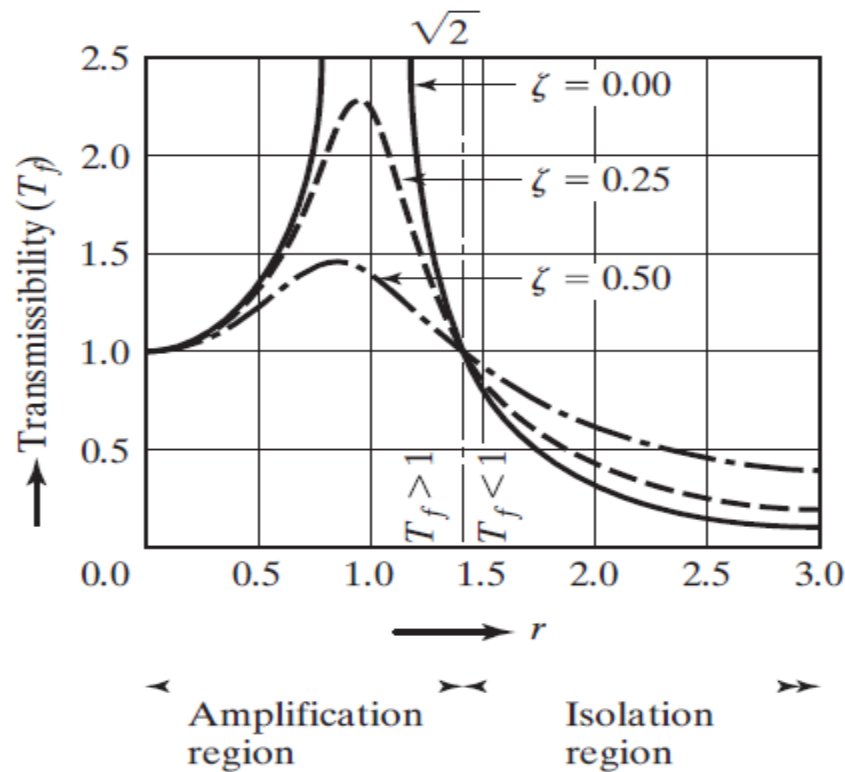
# Variation of $F_0$ with $\omega$



The transmissibility or transmission ratio of the isolator ( $T_f$ ) is defined as the ratio of the magnitude of the force transmitted to that of the exciting force:

$$T_f = \frac{F_T}{F_0} = \left\{ \frac{k^2 + \omega^2 c^2}{(k - m\omega^2)^2 + \omega^2 c^2} \right\}^{1/2}$$
$$= \left\{ \frac{1 + (2\zeta r)^2}{[1 - r^2]^2 + (2\zeta r)^2} \right\}^{1/2}$$

where  $r = \frac{\omega}{\omega_n}$  is the frequency ratio. The variation of  $T_f$  with the frequency ratio  $r = \frac{\omega}{\omega_n}$  is shown in Fig. In order to achieve isolation, the force transmitted to the foundation needs to be less than the excitation force. It can be seen, from Fig., that the forcing frequency has to be greater than  $\sqrt{2}$  times the natural frequency of the system in order to achieve isolation of vibration.



For small values of damping ratio  $\zeta$  and for frequency ratio  $r > 1$  the force transmissibility, given by Eq., can be approximated as

$$T_f = \frac{F_t}{F} \approx \frac{1}{r^2 - 1} \quad \text{or} \quad r^2 \approx \frac{1 + T_f}{T_f}$$

The magnitude of the force transmitted to the foundation can be reduced by decreasing the natural frequency of the system ( $\omega_n$ ).

The force transmitted to the foundation can also be reduced by decreasing the damping ratio. However, since vibration isolation requires  $r > \sqrt{2}$ , the machine should pass through resonance during start-up and stopping. Hence, some damping is essential to avoid infinitely large amplitudes at resonance.

Although damping reduces the amplitude of the mass ( $X$ ) for all frequencies, it reduces the maximum force transmitted to the foundation ( $F_t$ ) only if  $r < \sqrt{2}$ . Above that value, the addition of damping increases the force transmitted.

If the speed of the machine (forcing frequency) varies, we must compromise in choosing the amount of damping to minimize the force transmitted. The amount of damping should be sufficient to limit the amplitude  $X$  and the force transmitted  $F_t$  while passing through the resonance, but not so much to increase unnecessarily the force transmitted at the operating speed.

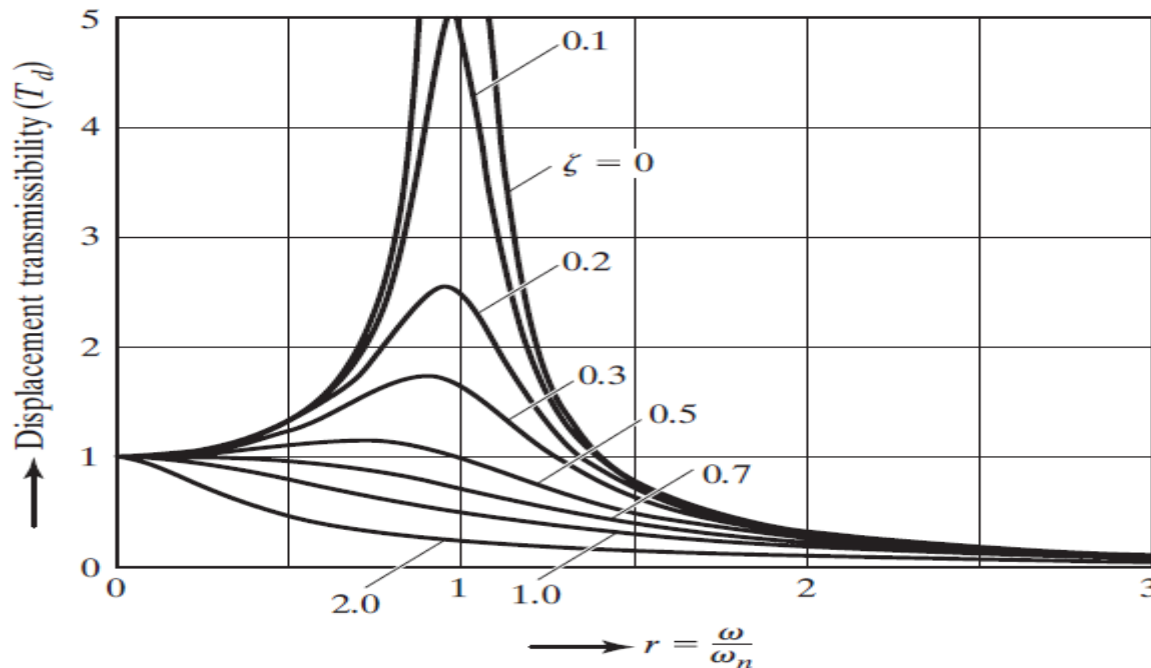


Reduction of the Vibratory Motion of the Mass. In many applications, the isolation is required to reduce the motion of the mass (machine) under the applied force. The displacement amplitude of the mass  $m$  due to the force  $F(t)$ , given by Eq., can be expressed as:

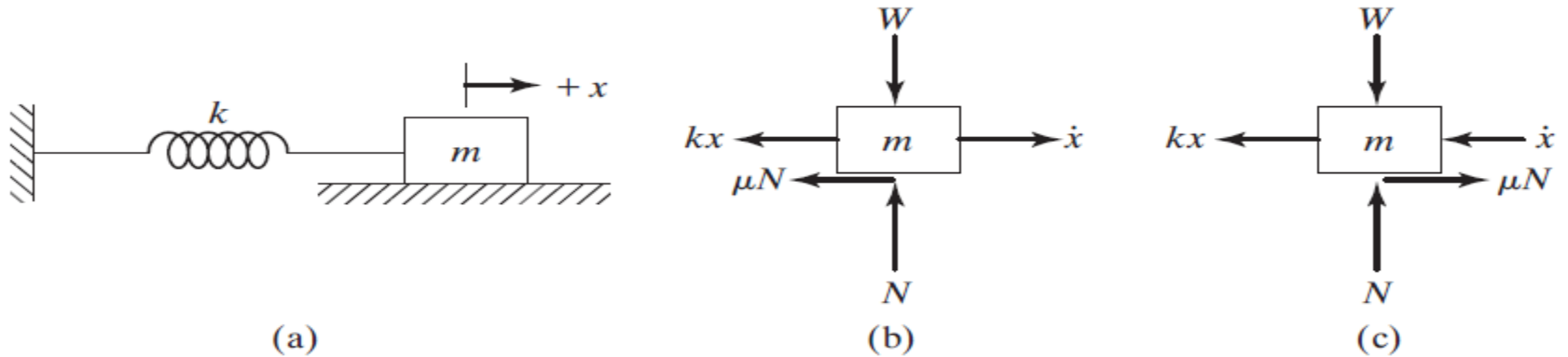
Displacement transmissibility or amplitude ratio:

$$T_d = \frac{X}{\delta_{st}} = \frac{kX}{F_0} = \frac{1}{\sqrt{(1 - r^2)^2 + (2\zeta r)^2}}$$

It indicates the ratio of the amplitude of the mass,  $X$ , to the static deflection under the constant force  $F_0$ .



# Coulomb Damping (Dry Friction)



In vibrating structures, whenever the components slide relative to each other, dry-friction damping appears internally. As stated, Coulomb damping arises when bodies slide on dry surfaces. Coulomb's law of dry friction states that, when two bodies are in contact, the force required to produce sliding is proportional to the normal force acting in the plane of contact. Thus the friction force  $F$  is given by

$$F = \mu N = \mu W = \mu mg$$

where  $N$  is the normal force, equal to the weight of the mass and is the coefficient of sliding or kinetic friction. The friction force acts in a direction opposite to the direction of velocity. Coulomb damping is sometimes called constant damping, since the damping force is independent of the displacement and velocity; it depends only on the normal force  $N$  between the sliding surfaces.

Equation of motion  $m\ddot{x} + \mu mg \operatorname{sgn}(\dot{x}) + kx = 0$

where  $\operatorname{sgn}(y)$  is called the signum function, whose value is defined as 1 for  $y > 0$ , -1 for  $y < 0$  and 0 for  $y = 0$ .

To find the solution using this procedure, let us assume the initial conditions as:

$$x(t = 0) = x_0$$

$$\dot{x}(t = 0) = 0$$

### Case 1.

When  $x$  is positive and  $dx/dt$  is positive or when  $x$  is negative and  $dx/dt$  is positive (i.e., for the half cycle during which the mass moves from left to right), the equation of motion can be obtained using Newton's second law:

$$m\ddot{x} = -kx - \mu N \quad \text{or} \quad m\ddot{x} + kx = -\mu N$$

The solution can be:

$$x(t) = A_1 \cos \omega_n t + A_2 \sin \omega_n t - \frac{\mu N}{k}$$

Where  $\omega_n = \sqrt{k/m}$  is the frequency of vibration and  $A_1$  and  $A_2$  are constants whose values depend on the initial conditions of this half cycle.

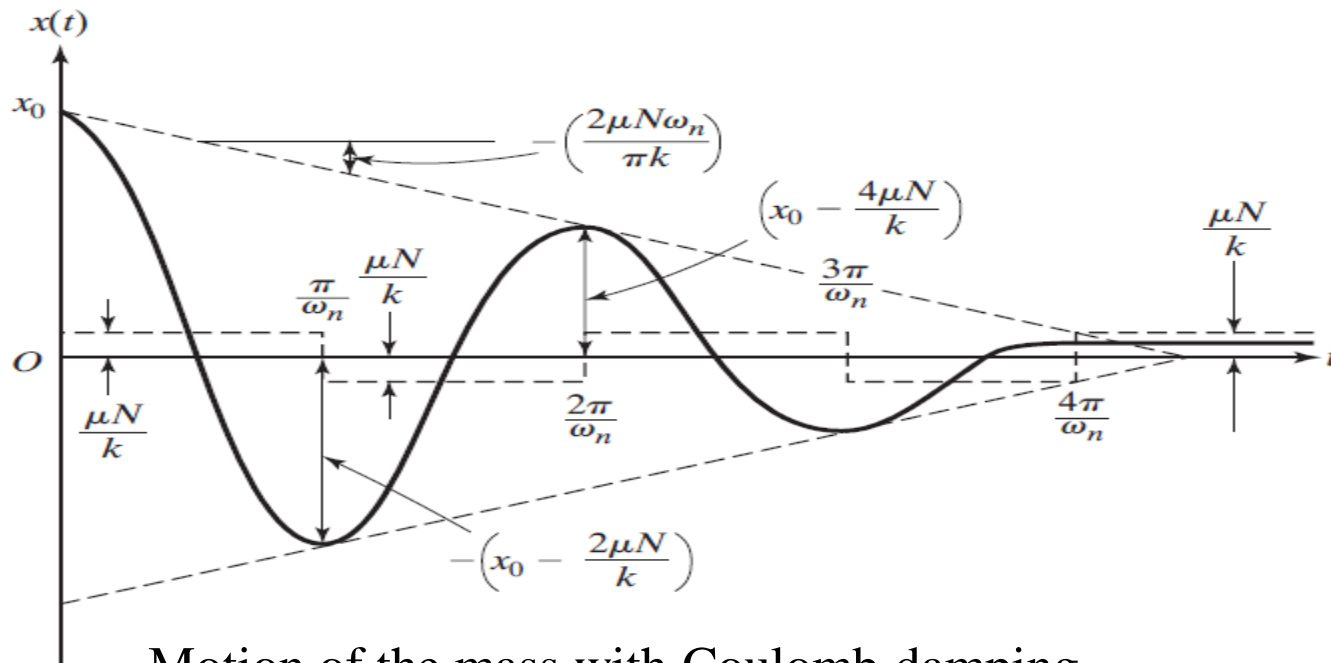
**Case 2.** When  $x$  is positive and  $dx/dt$  is negative or when  $x$  is negative and  $dx/dt$  is positive (i.e., for the half cycle during which the mass moves from right to left), the equation of motion can be:

$$-kx + \mu N = m\ddot{x} \quad \text{or} \quad m\ddot{x} + kx = \mu N$$

The solution of Eq.:

$$x(t) = A_3 \cos \omega_n t + A_4 \sin \omega_n t + \frac{\mu N}{k}$$

The term  $\mu N/k$  appearing in Equations is a constant representing the virtual displacement of the spring under the force  $\mu N$ , if it were applied as a static force.

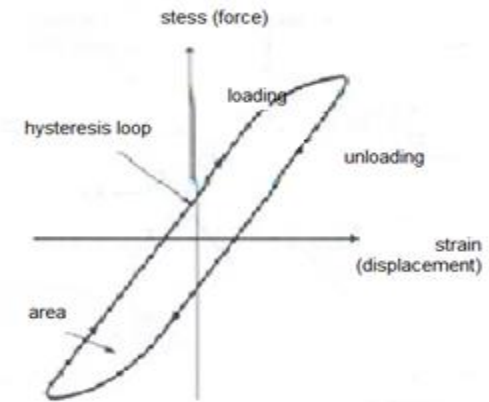


Note the following characteristics of a system with coulomb damping:

1. The equation of motion is nonlinear with coulomb damping.
2. The natural frequency of the system is unchanged with the addition of coulomb damping.
3. The motion is periodic with coulomb damping.
4. The system comes to rest after some time with coulomb damping.
5. The amplitude reduced linearly with coulomb damping.

# The Structural (Hysteresis) Damping

The damping caused by the friction between the internal planes that slip or slide as the material deforms is called hysteresis (or solid or structural) damping .



The Coulomb-friction model is as a rule used to describe energy dissipation caused by rubbing friction. While as structural damping (caused by contact or impacts at joints), energy dissipation is determined by means of the coefficient of restitution of the two components that are in contact.

This form of damping is caused by Coulomb friction at a structural joint. It depends on many factors such as joint forces or surface properties .

Area of hysteresis loop is energy dissipation per cycle of motion- termed as per-unit-

$$\Delta W = \oint F dx = \int_0^{2\pi} \frac{2\pi}{\omega} (kX \sin \omega t + cX \cos \omega t)(\omega X \cos \omega t) dt = \pi \omega c X^2 = d = \text{the area}$$

The purpose of structural damping is to dissipate vibration energy in a structure, thereby reducing the amount of radiated and transmitted sound

## Free Vibration with Hysteresis Damping

By the applying the Newton's second law :

$$F = kx + c\dot{x} \quad x(t) = X \cos \omega t$$

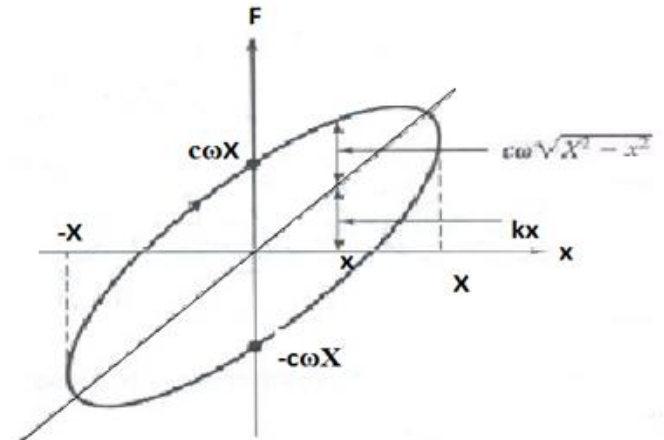
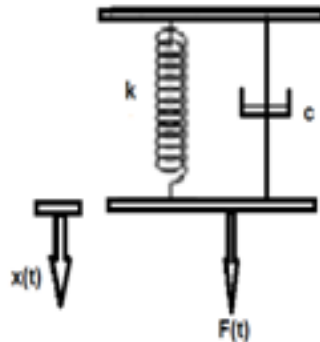
For a harmonic motion of frequency  $\omega$  and amplitude  $X$  :

$$F(t) = kx \mp c\omega\sqrt{X^2 - x^2} \quad c = \frac{h}{\omega}$$

The damping coefficient  $c$  is assumed to be inversely proportional to the frequency as

The energy dissipated by the damper in a cycle of motion becomes

$$\Delta W = \pi h X^2$$



## Complex Stiffness

The force displacement relation can be expressed by:

$$F = (k + ih)x = k \left( 1 + i \frac{h}{k} \right) x = k(1 + i\beta)x$$

let  $\beta = \frac{h}{k}$  is a constant indicating dimensionless measurement of damping.

$k(1 + i\beta)$  is called the complex stiffness of the system .

the energy loss per cycle :  $\Delta W = \pi k \beta X^2$

## Forced Vibration with Hysteresis Damping:

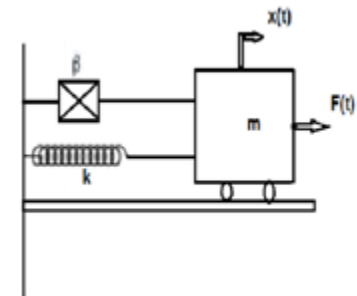
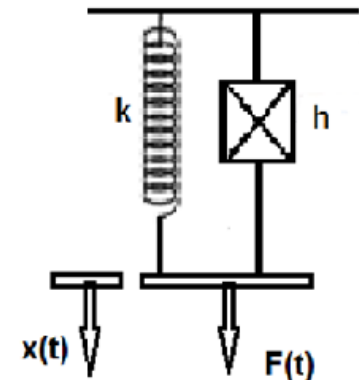
The system is subjected to harmonic force ;

$$F(t) = F_0 \cos \omega t$$

The equation of motion can be expressed as

$$m\ddot{x} + \frac{\beta k}{\omega} \dot{x} + kx = F_0 \cos \omega t$$

The particular solution is  $x_p(t) = X \cos(\omega t - \phi)$  and Where



$$X = \frac{F_0}{k \left[ \left( 1 - \frac{\omega^2}{\omega_n^2} \right)^2 + \beta^2 \right]^{\frac{1}{2}}}$$

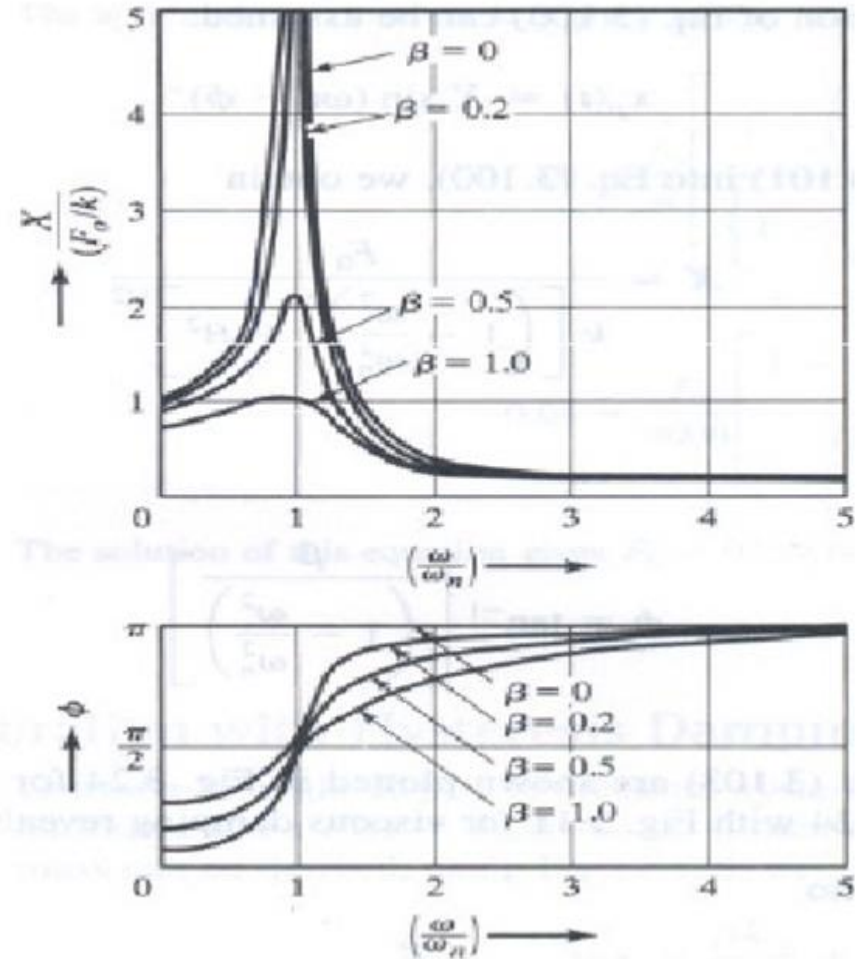
$$\tan \phi = \frac{\beta}{\left( 1 - \frac{\omega^2}{\omega_n^2} \right)}$$



The amplitude ratio  $\frac{X}{F_0/k}$  reaches its maximum value of  $\frac{1}{\beta}$  at the resonant frequency in the case of hysteresis damping ( $r = \frac{\omega}{\omega_n} = 1$ ), while it occurs at a frequency below resonance in the case of viscous damping .

$$\tan^{-1} \beta \text{ at } \omega = 0$$

- The phase  $\phi$  has a value  $\frac{\pi}{2}$  in the case of hysteresis damping . This indicates that the response can never be in phase with the forcing function in the case of hysteresis damping .



## Measurement of Damping

### Hysteresis Loop Method:

Depending on inertial and elastic conditions the hysteresis loop will change but the work done in the conservative forces will be zero, consequently work done will be equal to energy dissipated by damping only without normalizing with respect to mass.

The energy dissipation per hysteresis loop of hysteretic damping is

$$\Delta U_v = \pi x_0^2 \omega c$$

And the initial max potential energy is

$$\Delta U_h = \pi x_0^2 h$$

the loss factor of hysteretic damping is given by :

$$\eta = \frac{h}{k} = \frac{2}{\zeta}$$

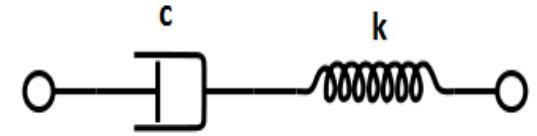
Then ,the equivalent damping ratio for hysteretic damping is

$$\zeta = \frac{h}{2k}$$

## Models of Hysteresis Damping (Structural Damping ):

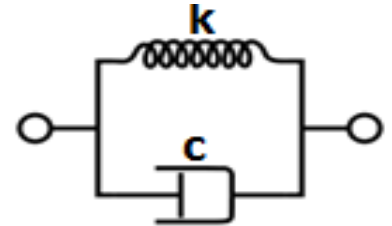
### The Maxwell Model

The Maxwell model can be represented by a purely viscous damper and a purely elastic spring connected in



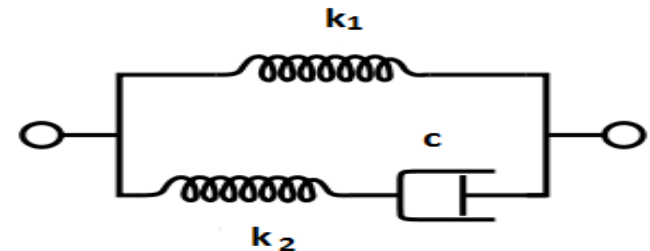
### The Kelvin–Voigt Model

Also called the Voigt model, can be represented by a purely viscous damper and purely elastic spring connected in parallel .



### Standard Linear Solid Model

The standard linear solid (SLS) model, (Zener model), is a method of modeling the behavior of viscoelastic material using a linear combination of springs and damper.



## Determination of Equivalent Viscous Damping from Frequency Response Curve

Where the free vibration test is not practical, damping may be obtained from the frequency- response curve of forced vibration test.

Suppose the frequency response curve as obtained for as system excited with a constant force is shown in figure below:

Magnification at resonance is given by:

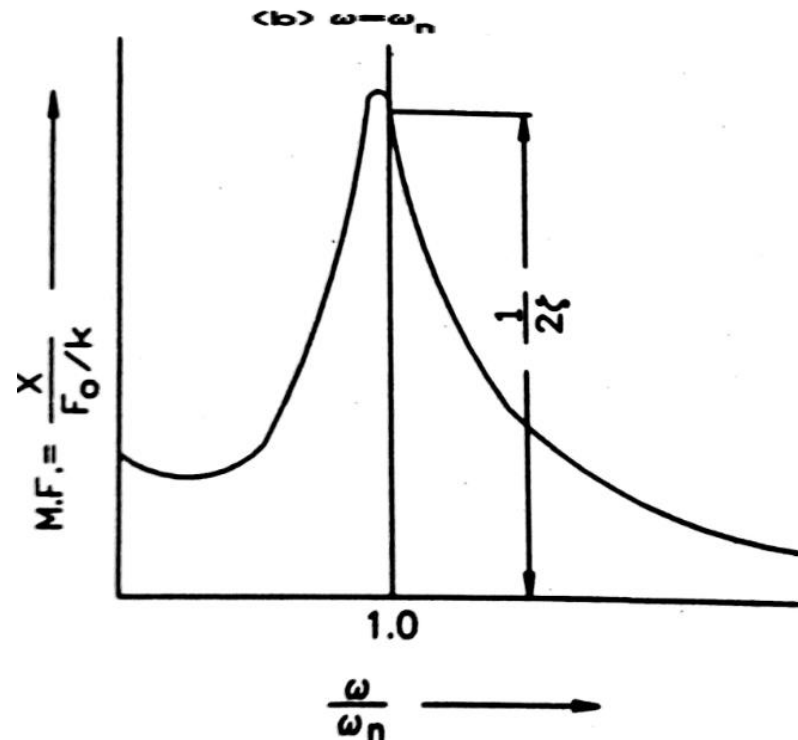
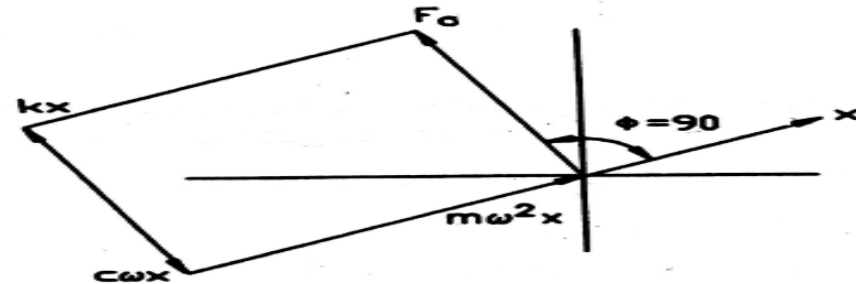
$$c\omega X = F_0$$

or the amplitude at resonance is :

$$X_r = \frac{F_0}{c\omega} = \frac{F_0/k}{c\omega/k}$$

$$= \frac{X_{st}}{2\zeta \omega/\omega_n} = \frac{X_{st}}{2\zeta} \text{ as } \omega = \omega_n \text{ at resonance}$$

$$2\zeta = \frac{X_{st}}{X_r}$$



$$\frac{X}{X_{st}} = \frac{1}{\sqrt{[1 - (\omega/\omega_p)^2]^2 + [2\zeta(\omega/\omega_p)]^2}}$$

$$\frac{X_p}{X_{st}} = \frac{1}{2\zeta}$$

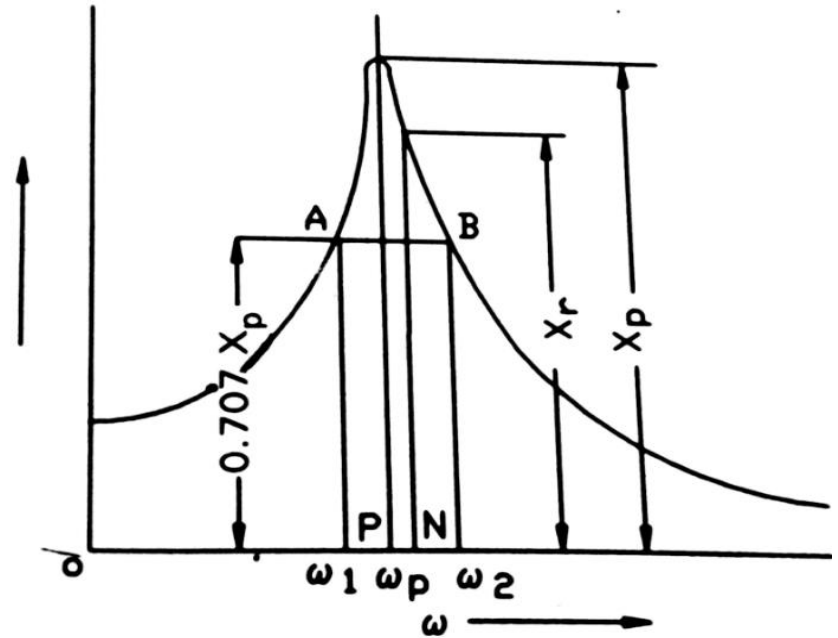
$$X = 0.707X_p$$

assuming  $\zeta \ll 1$

$$\left(\frac{\omega}{\omega_p}\right)^2 = 1 \pm 2\zeta$$

that is  $\left(\frac{\omega_1}{\omega_p}\right)^2 = 1 - 2\zeta$  and  $\left(\frac{\omega_2}{\omega_p}\right)^2 = 1 + 2\zeta$

$$\omega_p = \frac{\omega_1 + \omega_2}{2} \text{ so } \left[ \frac{\omega_2 - \omega_1}{\omega_p} = 2\zeta \right]$$



Taking these measurements from the frequency response curve after making necessary construction, we get the first approximate value of  $\zeta$ .